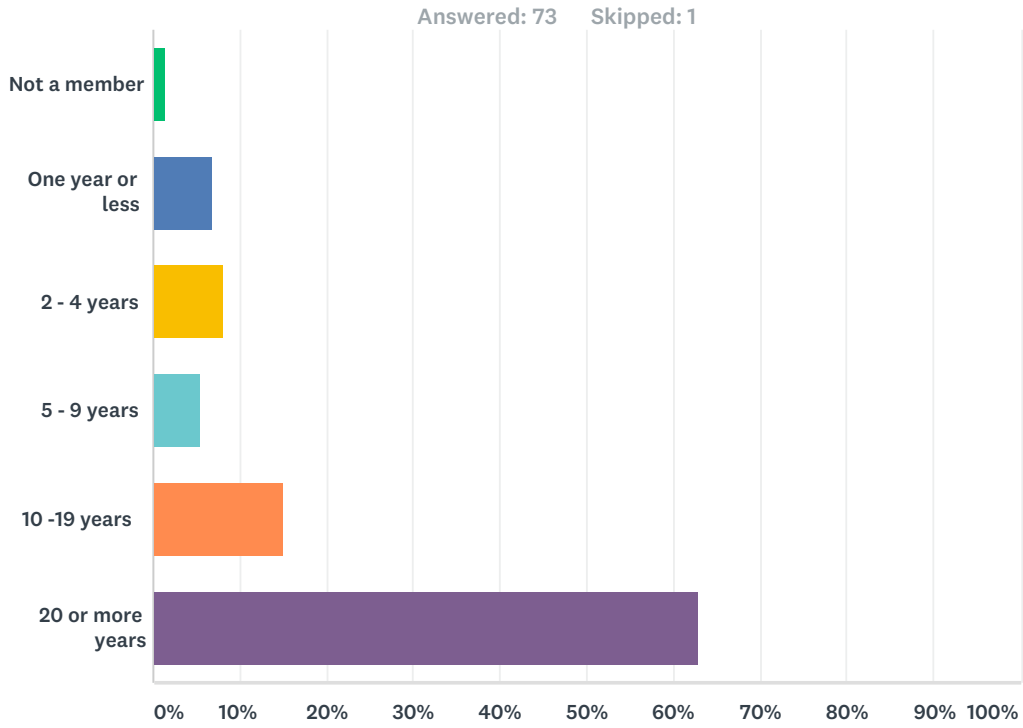
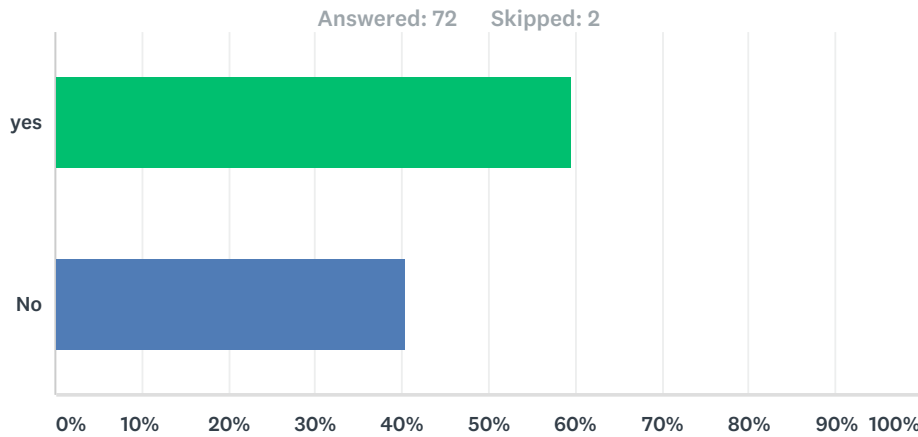


# Q1 1. How long have you been a member of this local church?



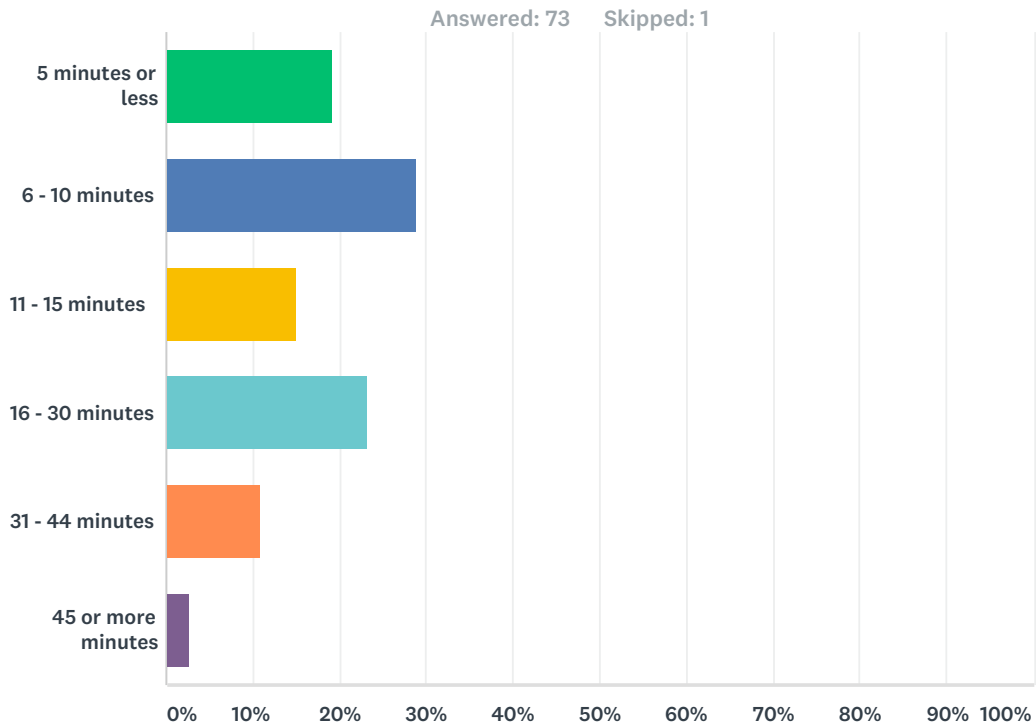
Answer Choices	Responses
Not a member	1.37% 1
One year or less	6.85% 5
2 - 4 years	8.22% 6
5 - 9 years	5.48% 4
10 -19 years	15.07% 11
20 or more years	63.01% 46
<b>Total</b>	<b>73</b>

## Q2 Before you started coming to this congregation, were you participating in another church?



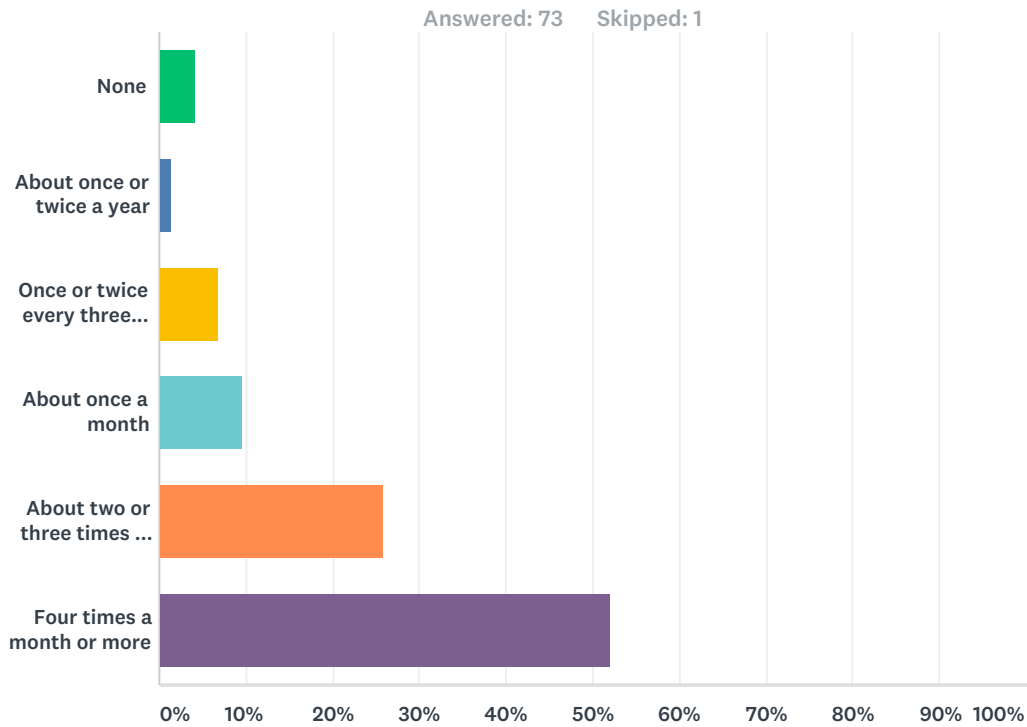
Answer Choices	Responses	
yes	59.72%	43
No	40.28%	29
Total		72

## Q3 2. How long does it usually take you to travel from home to church?



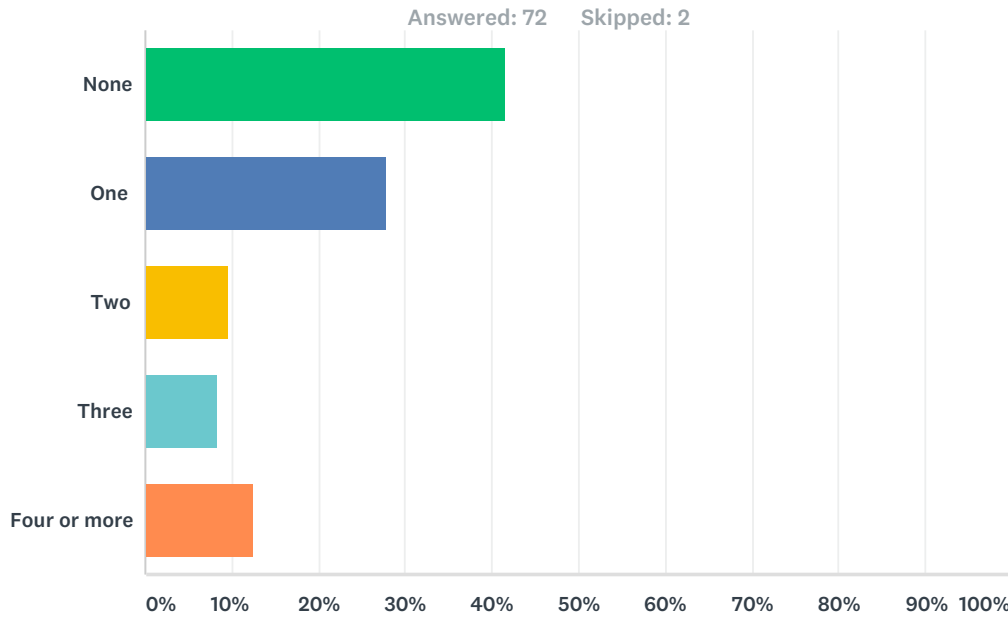
Answer Choices	Responses	Count
5 minutes or less	19.18%	14
6 - 10 minutes	28.77%	21
11 - 15 minutes	15.07%	11
16 - 30 minutes	23.29%	17
31 - 44 minutes	10.96%	8
45 or more minutes	2.74%	2
<b>Total</b>		<b>73</b>

### Q4 3. On the average, about how many times have you attended church worship during the past year?



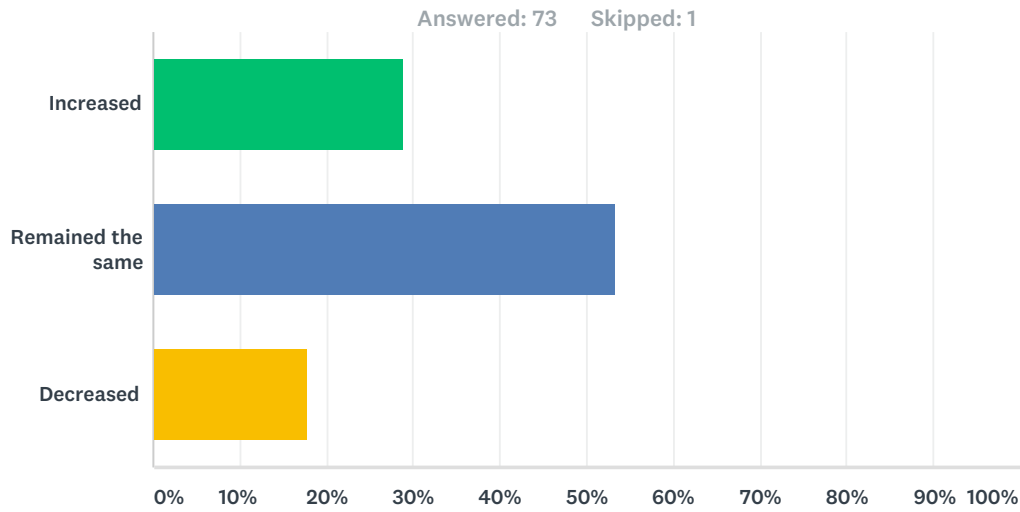
Answer Choices	Responses	Count
None	4.11%	3
About once or twice a year	1.37%	1
Once or twice every three months	6.85%	5
About once a month	9.59%	7
About two or three times a month	26.03%	19
Four times a month or more	52.05%	38
<b>Total</b>		<b>73</b>

### Q5 4. In how many church organizations, committees, and groups do you hold membership (not counting congregational membership itself)?



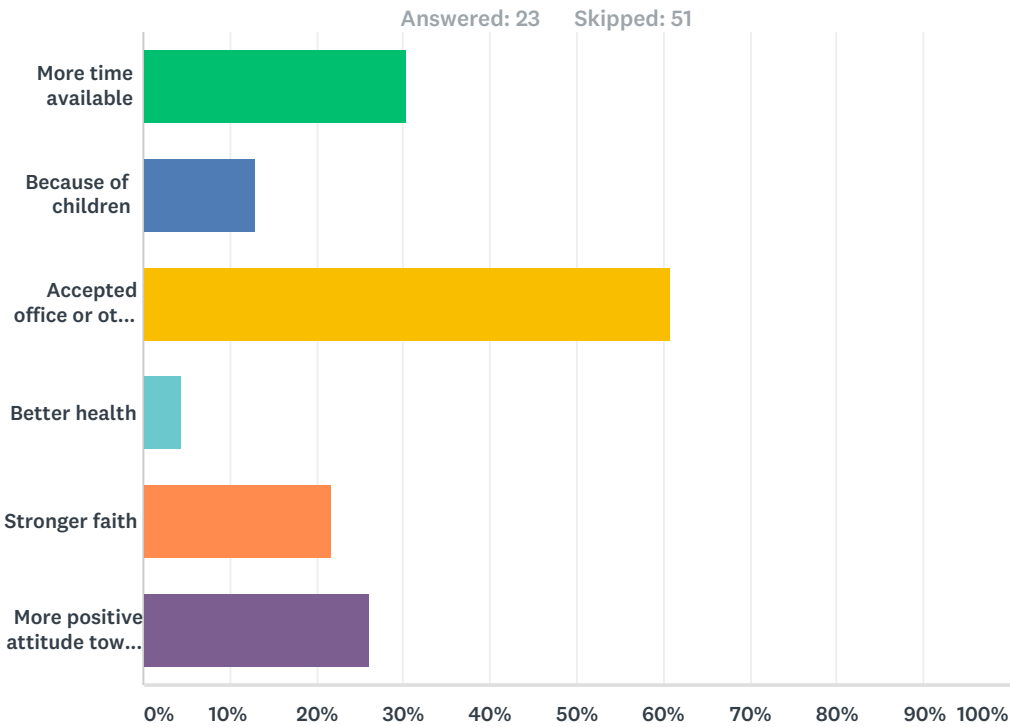
Answer Choices	Responses	
None	41.67%	30
One	27.78%	20
Two	9.72%	7
Three	8.33%	6
Four or more	12.50%	9
<b>Total</b>		<b>72</b>

## Q6 5. Has your involvement in the congregation increased, decreased, or remained about the same in the last few years?



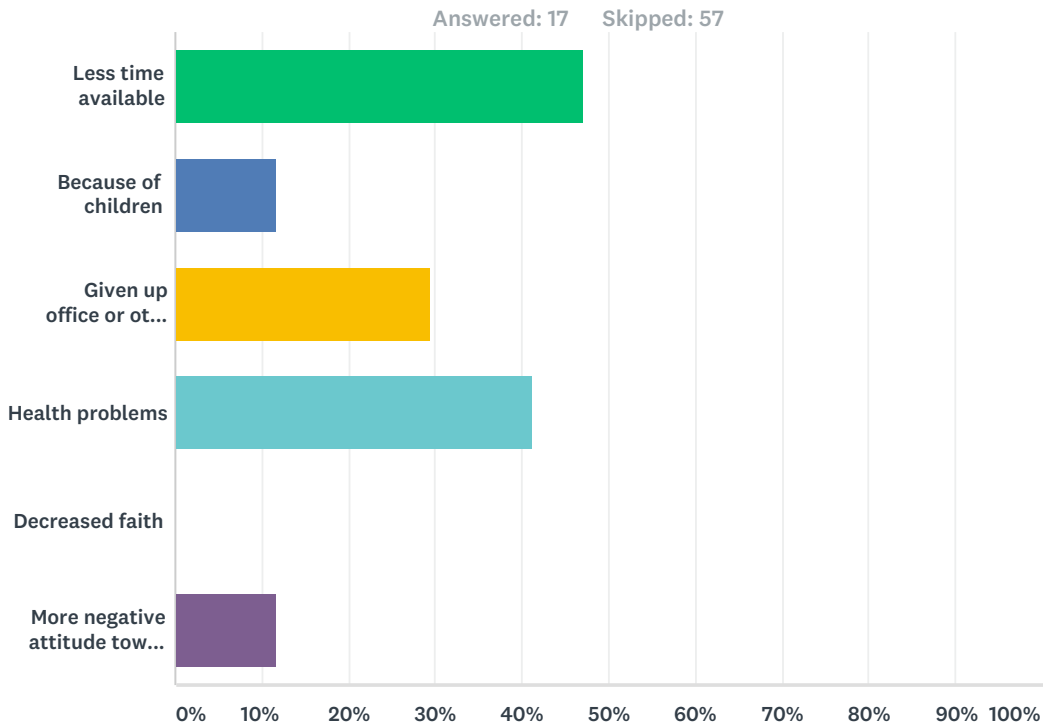
Answer Choices	Responses	
Increased	<b>28.77%</b>	<b>21</b>
Remained the same	<b>53.42%</b>	<b>39</b>
Decreased	<b>17.81%</b>	<b>13</b>
<b>Total</b>		<b>73</b>

## Q7 If your participation has INCREASED, which of the following are reasons for that? (check all that apply):



Answer Choices	Responses
More time available	30.43% 7
Because of children	13.04% 3
Accepted office or other new responsibility in the church	60.87% 14
Better health	4.35% 1
Stronger faith	21.74% 5
More positive attitude toward the church	26.09% 6
<b>Total Respondents: 23</b>	

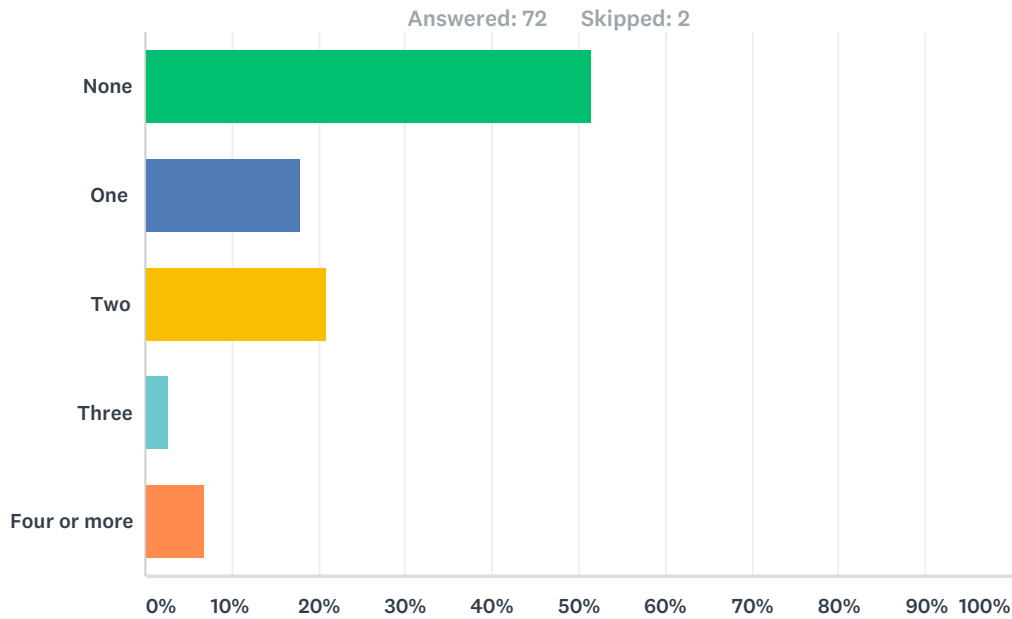
## Q8 If your participation has DECREASED, which of the following are reasons for that? (check all that apply):



Answer Choices	Responses	Count
Less time available	47.06%	8
Because of children	11.76%	2
Given up office or other new responsibility in the church	29.41%	5
Health problems	41.18%	7
Decreased faith	0.00%	0
More negative attitude toward our church	11.76%	2
<b>Total Respondents: 17</b>		

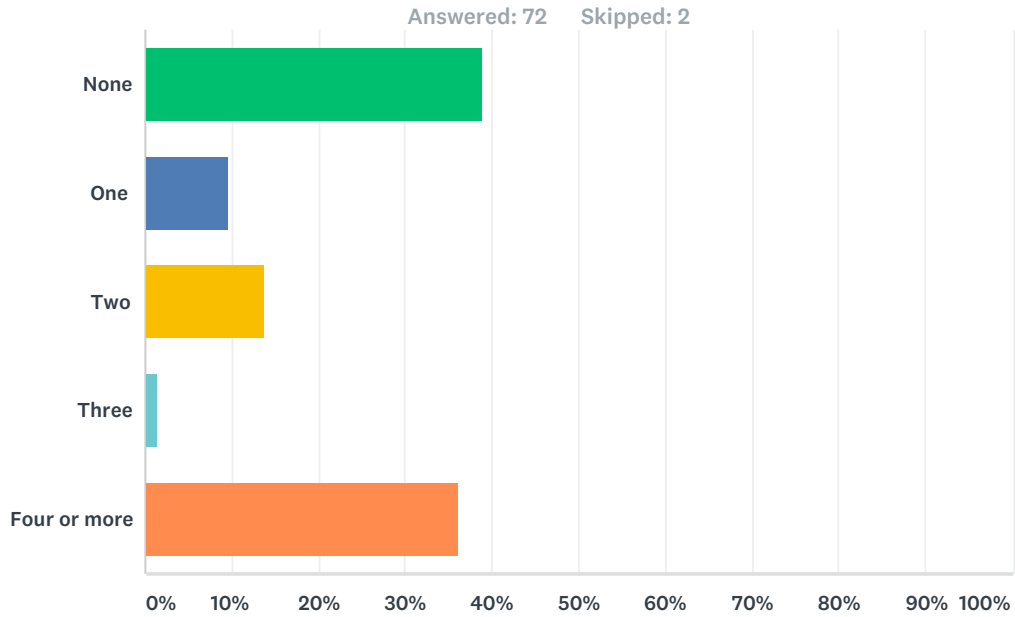


## Q9 6. How many persons or families have you invited to visit or join the church in the past year?



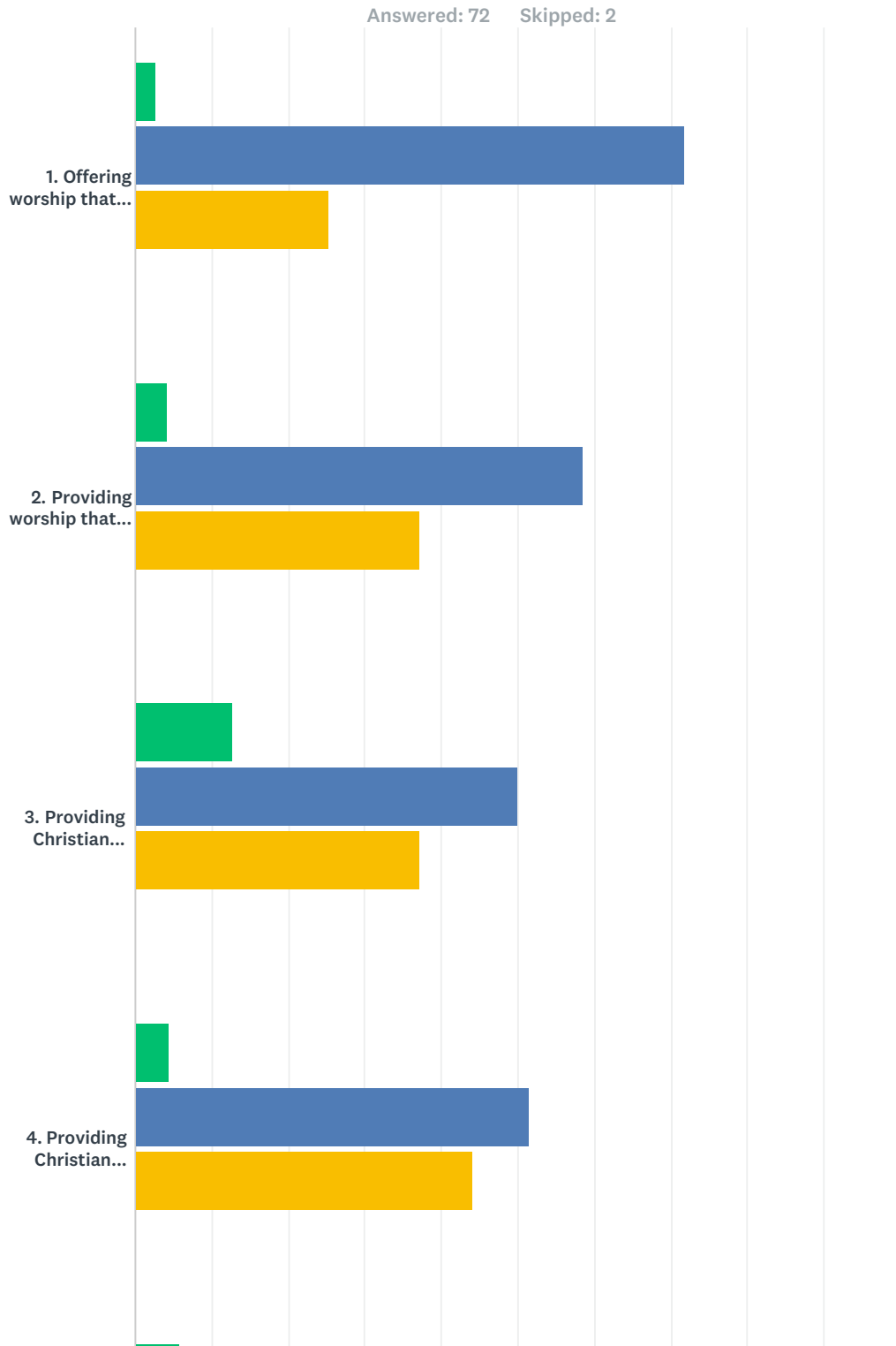
Answer Choices	Responses
None	51.39% 37
One	18.06% 13
Two	20.83% 15
Three	2.78% 2
Four or more	6.94% 5
<b>Total</b>	<b>72</b>

## Q10 7. How many of your closest friends attend this church?

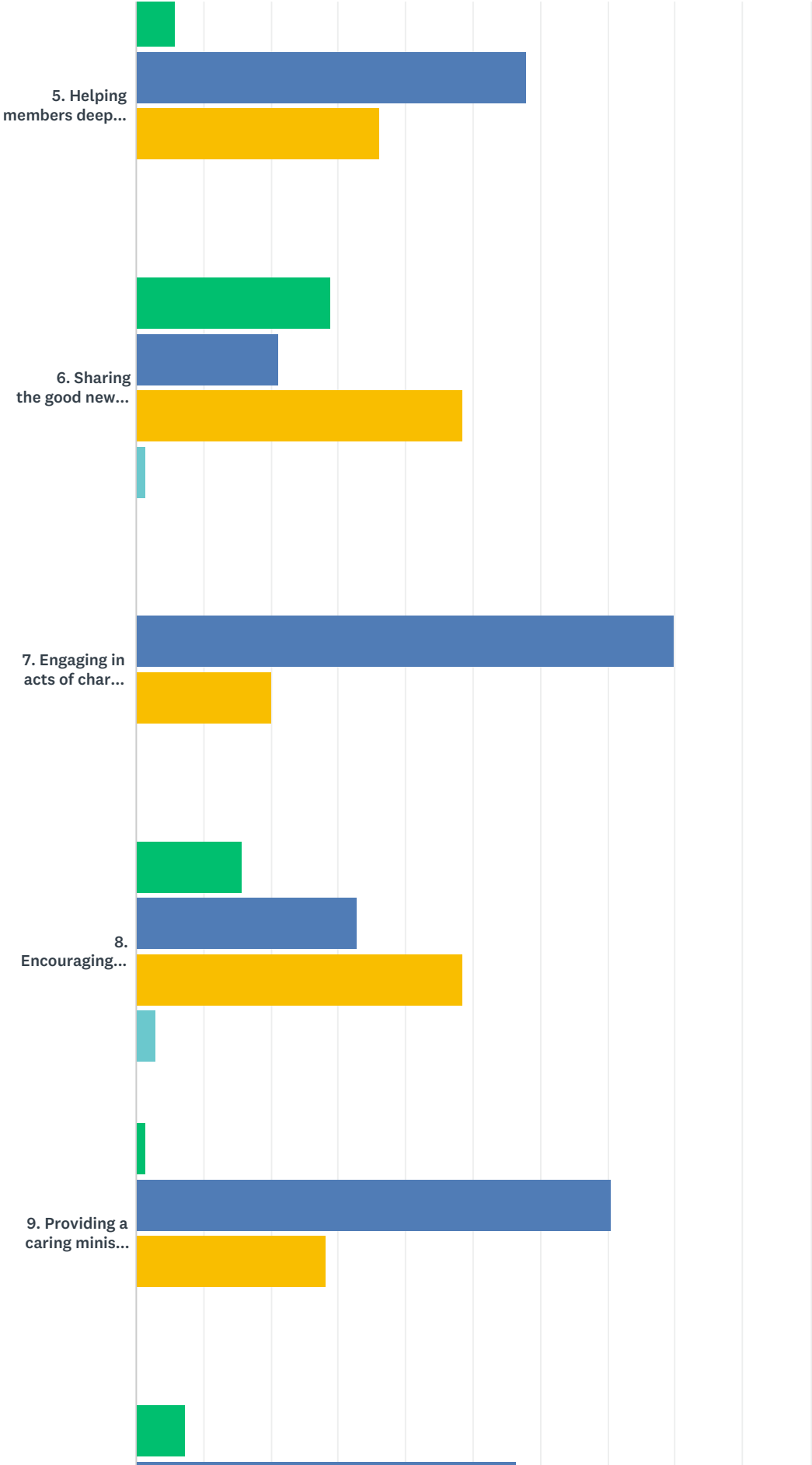


Answer Choices	Responses
None	38.89% 28
One	9.72% 7
Two	13.89% 10
Three	1.39% 1
Four or more	36.11% 26
<b>Total</b>	<b>72</b>

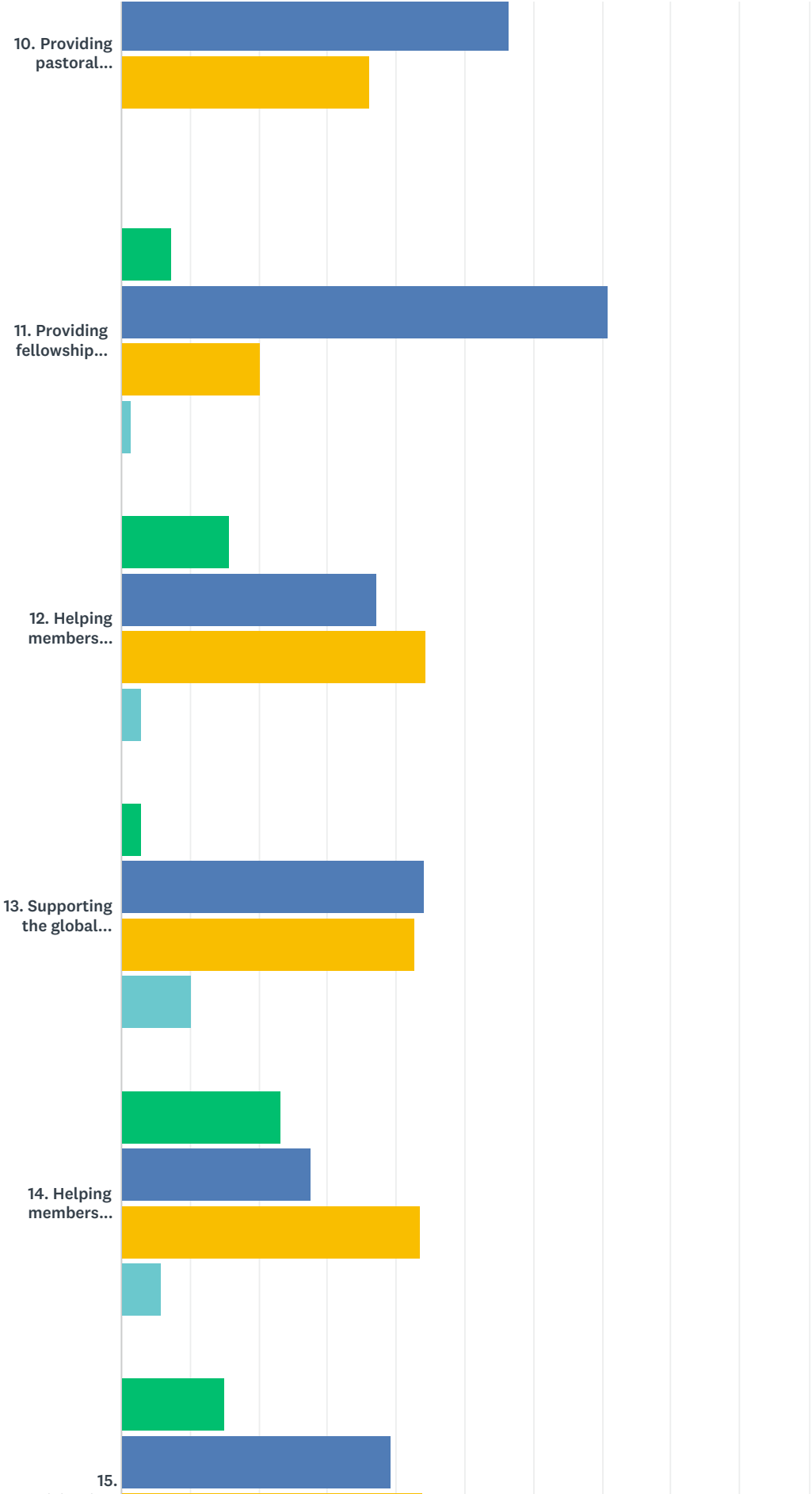
**Q11** Listed below are a number of tasks that a local church is likely to perform. Please respond to each item by indicating whether you feel your congregation needs to give it more emphasis; whether you are very or generally satisfied with your congregation's current performance of the task; or whether you feel the task currently receives too much emphasis.



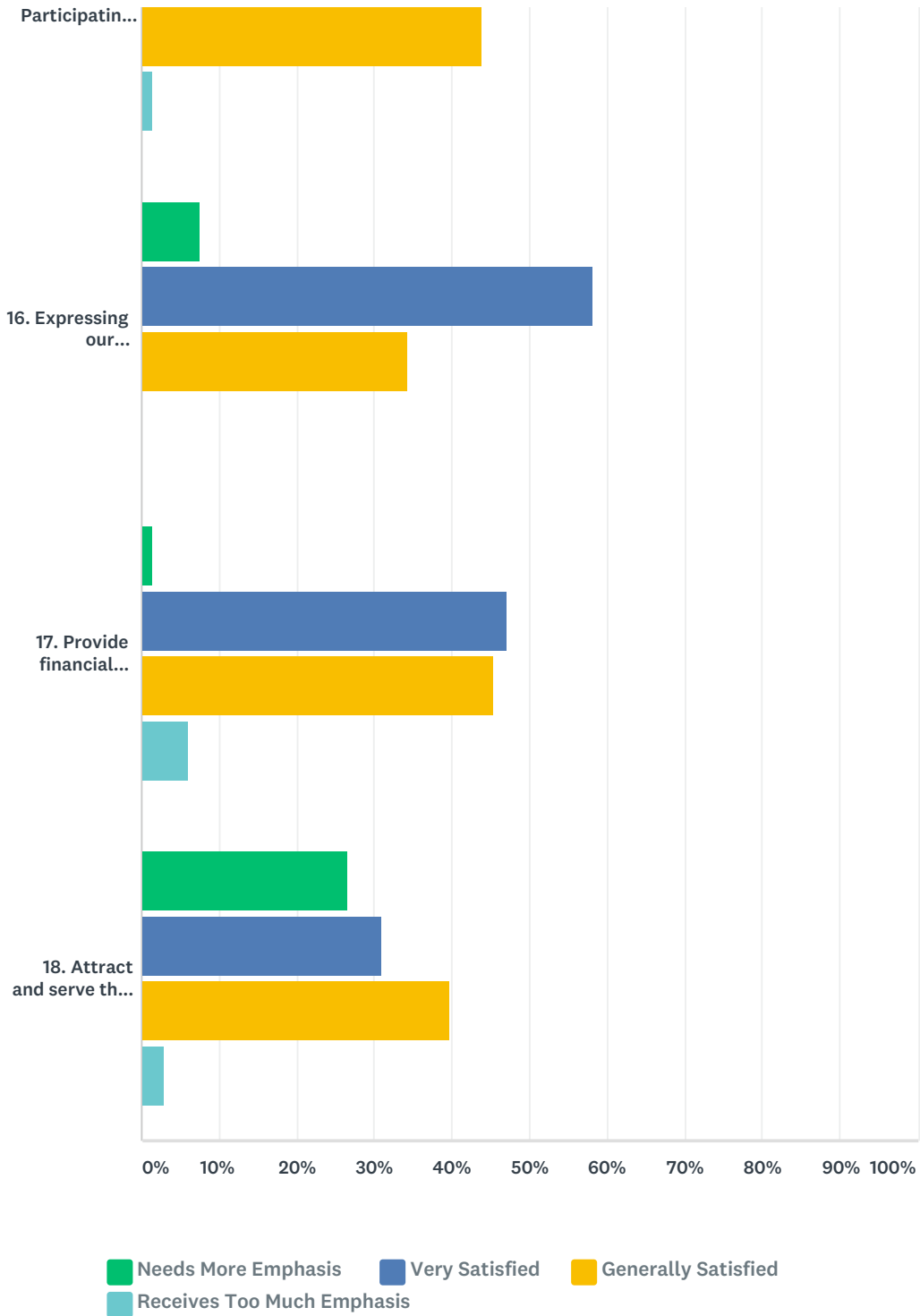
Immanuel Evangelical Lutheran Church Manchester, MD Parish Profile Inventory



Immanuel Evangelical Lutheran Church Manchester, MD Parish Profile Inventory



## Immanuel Evangelical Lutheran Church Manchester, MD Parish Profile Inventory

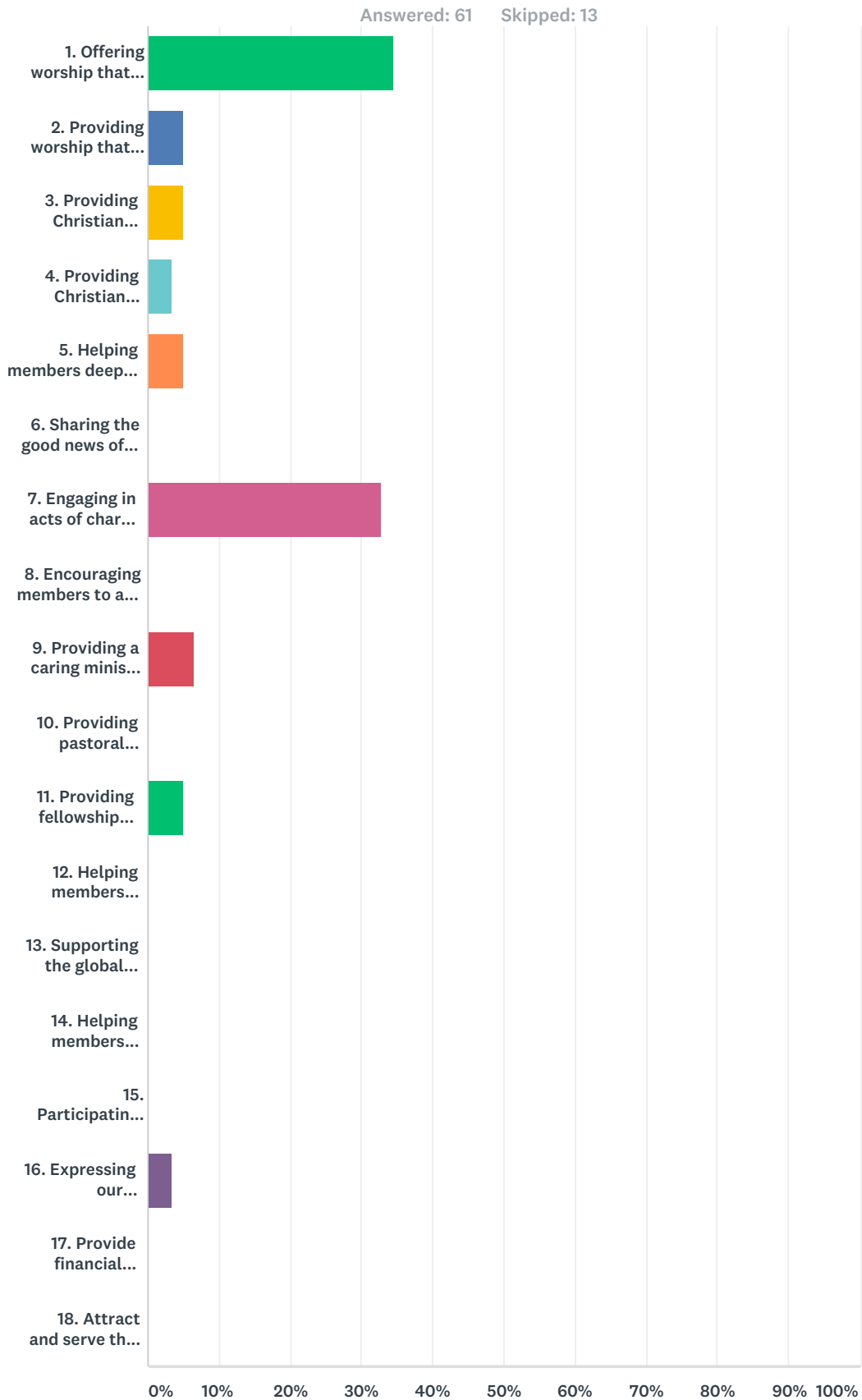


	Needs More Emphasis	Very Satisfied	Generally Satisfied	Receives Too Much Emphasis	Total
1. Offering worship that provides a meaningful experience of God and the Christian tradition	2.82% 2	71.83% 51	25.35% 18	0.00% 0	71
2. Providing worship that expresses the Gospel in contemporary language and forms	4.29% 3	58.57% 41	37.14% 26	0.00% 0	70
3. Providing Christian education for children and youth	12.86% 9	50.00% 35	37.14% 26	0.00% 0	70

Immanuel Evangelical Lutheran Church Manchester, MD Parish Profile Inventory

4. Providing Christian education programs for adults	<b>4.41%</b> 3	<b>51.47%</b> 35	<b>44.12%</b> 30	<b>0.00%</b> 0	68
5. Helping members deepen their personal, spiritual relationship with God (Bible studies, Prayer meetings)	<b>5.80%</b> 4	<b>57.97%</b> 40	<b>36.23%</b> 25	<b>0.00%</b> 0	69
6. Sharing the good news of the Gospel with the unchurched	<b>28.79%</b> 19	<b>21.21%</b> 14	<b>48.48%</b> 32	<b>1.52%</b> 1	66
7. Engaging in acts of charity and service to persons in need (Table of Grace, Holiday Food Distribution, NESAP, First Sunday Mission Offerings, etc.)	<b>0.00%</b> 0	<b>80.00%</b> 56	<b>20.00%</b> 14	<b>0.00%</b> 0	70
8. Encouraging members to act on the relationship of the Christian faith to social, political, and economic issues	<b>15.71%</b> 11	<b>32.86%</b> 23	<b>48.57%</b> 34	<b>2.86%</b> 2	70
9. Providing a caring ministry for the sick, shut-ins and the bereaved (Stephen Ministry, KIT, Pastoral Visitations)	<b>1.41%</b> 1	<b>70.42%</b> 50	<b>28.17%</b> 20	<b>0.00%</b> 0	71
10. Providing pastoral counseling to help members deal with personal problems	<b>7.25%</b> 5	<b>56.52%</b> 39	<b>36.23%</b> 25	<b>0.00%</b> 0	69
11. Providing fellowship opportunities for members (coffee hours, dinners, special events)	<b>7.25%</b> 5	<b>71.01%</b> 49	<b>20.29%</b> 14	<b>1.45%</b> 1	69
12. Helping members understand their use of money, time and talents as expressions of Christian stewardship	<b>15.71%</b> 11	<b>37.14%</b> 26	<b>44.29%</b> 31	<b>2.86%</b> 2	70
13. Supporting the global mission of the church/denomination (ELCA, and our South Sudan Missionary)	<b>2.94%</b> 2	<b>44.12%</b> 30	<b>42.65%</b> 29	<b>10.29%</b> 7	68
14. Helping members discover their own gifts for ministry and service (The Spiritual Gifts Inventory)	<b>23.19%</b> 16	<b>27.54%</b> 19	<b>43.48%</b> 30	<b>5.80%</b> 4	69
15. Participating in activities and programs with other local religious groups	<b>15.15%</b> 10	<b>39.39%</b> 26	<b>43.94%</b> 29	<b>1.52%</b> 1	66
16. Expressing our Lutheran heritage/tradition	<b>7.46%</b> 5	<b>58.21%</b> 39	<b>34.33%</b> 23	<b>0.00%</b> 0	67
17. Provide financial support and participation in our Westminster Conference and the DEL/MD Synod	<b>1.52%</b> 1	<b>46.97%</b> 31	<b>45.45%</b> 30	<b>6.06%</b> 4	66
18. Attract and serve the diversity in our community	<b>26.47%</b> 18	<b>30.88%</b> 21	<b>39.71%</b> 27	<b>2.94%</b> 2	68

# Q12 Overall, which ONE task does your congregation do best?





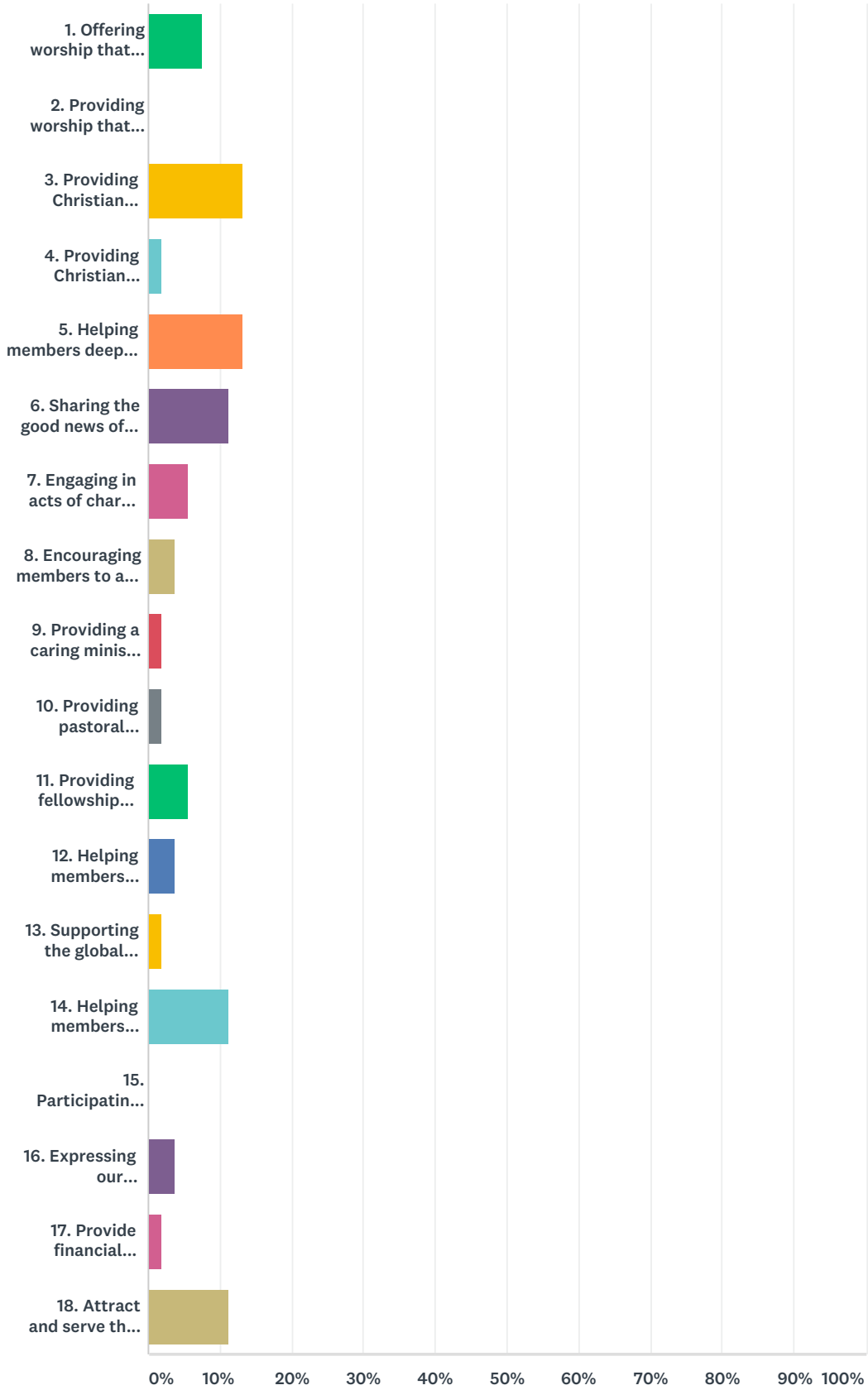
Immanuel Evangelical Lutheran Church Manchester, MD Parish Profile Inventory

Answer Choices	Responses
1. Offering worship that provides a meaningful experience of God and the Christian tradition	34.43% 21
2. Providing worship that expresses the Gospel in contemporary language and forms	4.92% 3
3. Providing Christian education for children and youth	4.92% 3
4. Providing Christian education programs for adults	3.28% 2
5. Helping members deepen their personal, spiritual relationship with God	4.92% 3
6. Sharing the good news of the Gospel with others	0.00% 0
7. Engaging in acts of charity and service to persons in need	32.79% 20
8. Encouraging members to act on the relationship of the Christian faith to social, political, and economic issues	0.00% 0
9. Providing a caring ministry for the sick, shut-ins and the bereaved	6.56% 4
10. Providing pastoral counseling to help members deal with personal problems	0.00% 0
11. Providing fellowship opportunities for members	4.92% 3
12. Helping members understand their use of money, time and talents as expressions of Christian stewardship	0.00% 0
13. Supporting the global mission of the church/denomination	0.00% 0
14. Helping members discover their own gifts for ministry and service	0.00% 0
15. Participating in activities and programs with other local religious groups	0.00% 0
16. Expressing our denominational heritage/tradition	3.28% 2
17. Provide financial support and participation in our Westminster Conference and the Del/MD Synod	0.00% 0
18. Attract and serve the diversity in our community	0.00% 0
<b>Total</b>	<b>61</b>

**Q13 For the sake of your own personal involvement in your congregation, which ONE task would you most like to see strengthened?**

Answered: 53 Skipped: 21

# Immanuel Evangelical Lutheran Church Manchester, MD Parish Profile Inventory

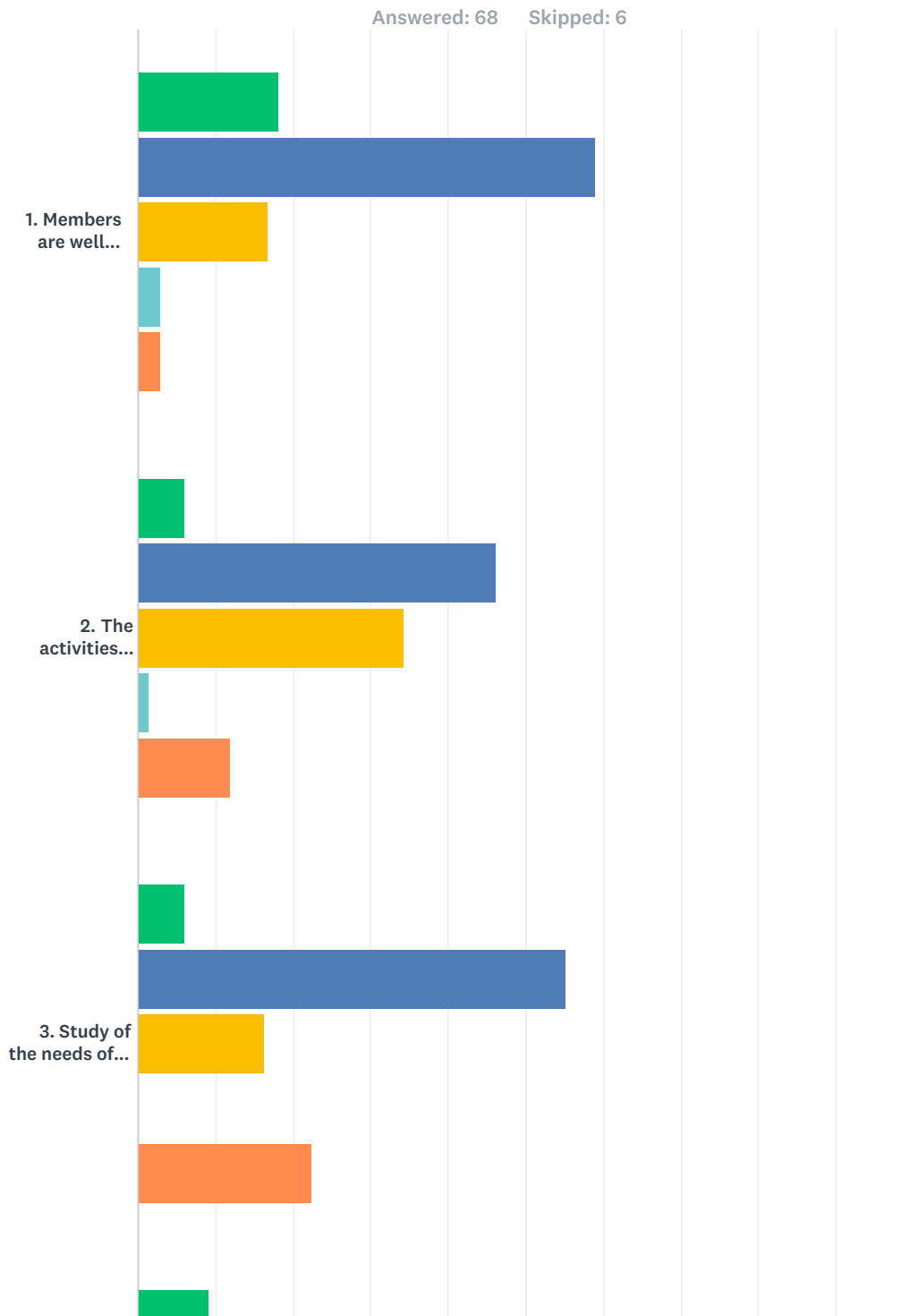


Answer Choices	Responses
1. Offering worship that provides a meaningful experience of God and the Christian tradition	7.55% 4

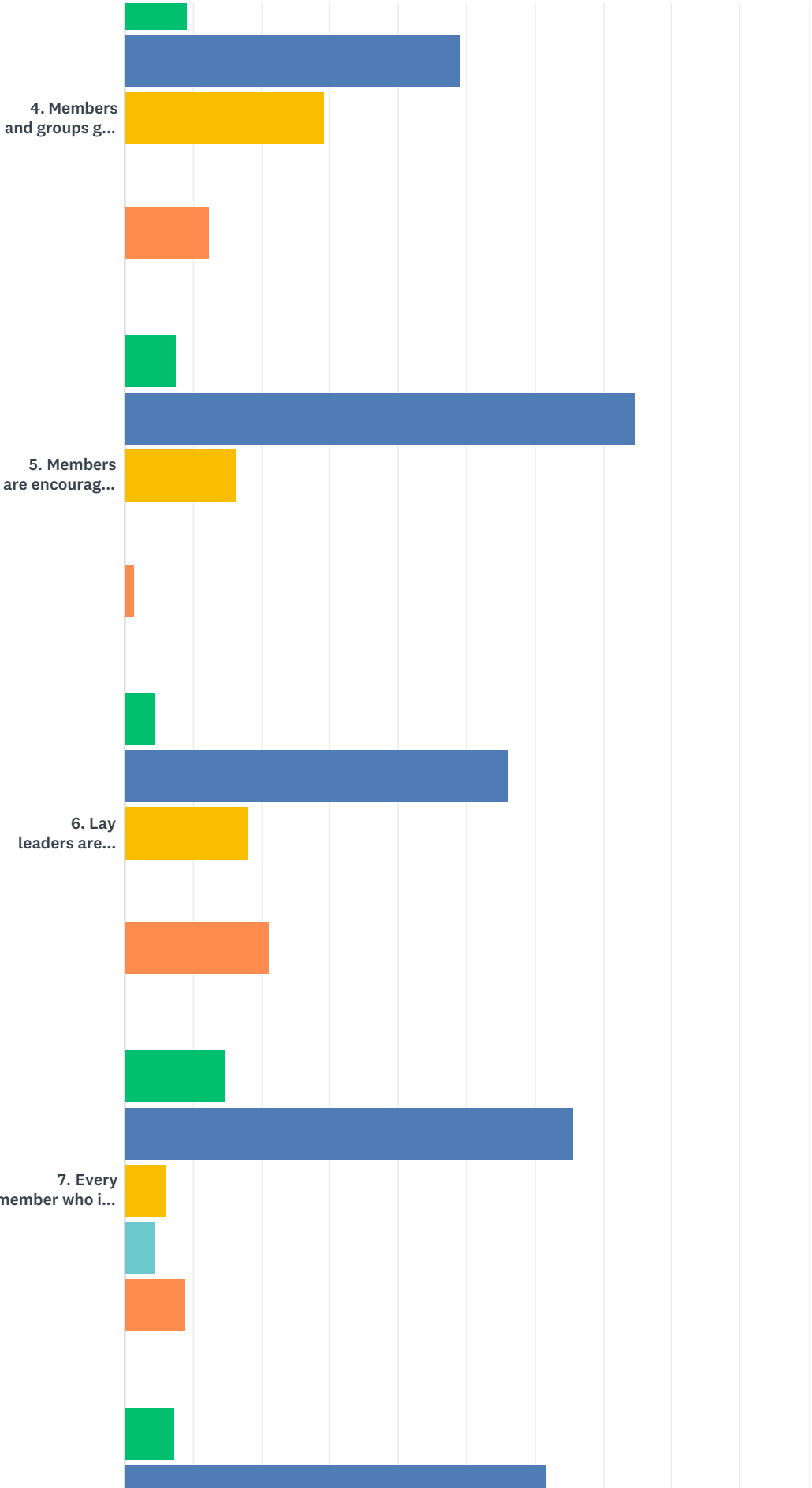
Immanuel Evangelical Lutheran Church Manchester, MD Parish Profile Inventory

2. Providing worship that expresses the Gospel in contemporary language and forms	0.00%	0
3. Providing Christian education for children and youth	13.21%	7
4. Providing Christian education programs for adults	1.89%	1
5. Helping members deepen their personal, spiritual relationship with God	13.21%	7
6. Sharing the good news of the Gospel with others	11.32%	6
7. Engaging in acts of charity and service to persons in need	5.66%	3
8. Encouraging members to act on the relationship of the Christian faith to social, political, and economic issues	3.77%	2
9. Providing a caring ministry for the sick, shut-ins and the bereaved	1.89%	1
10. Providing pastoral counseling to help members deal with personal problems	1.89%	1
11. Providing fellowship opportunities for members	5.66%	3
12. Helping members understand their use of money, time and talents as expressions of Christian stewardship	3.77%	2
13. Supporting the global mission of the church/denomination	1.89%	1
14. Helping members discover their own gifts for ministry and service	11.32%	6
15. Participating in activities and programs with other local religious groups	0.00%	0
16. Expressing our denominational heritage/tradition	3.77%	2
17. Provide financial support and participation in our Westminster Conference and the Del/MD Synod	1.89%	1
18. Attract and serve the diversity in our community	11.32%	6
<b>Total</b>		<b>53</b>

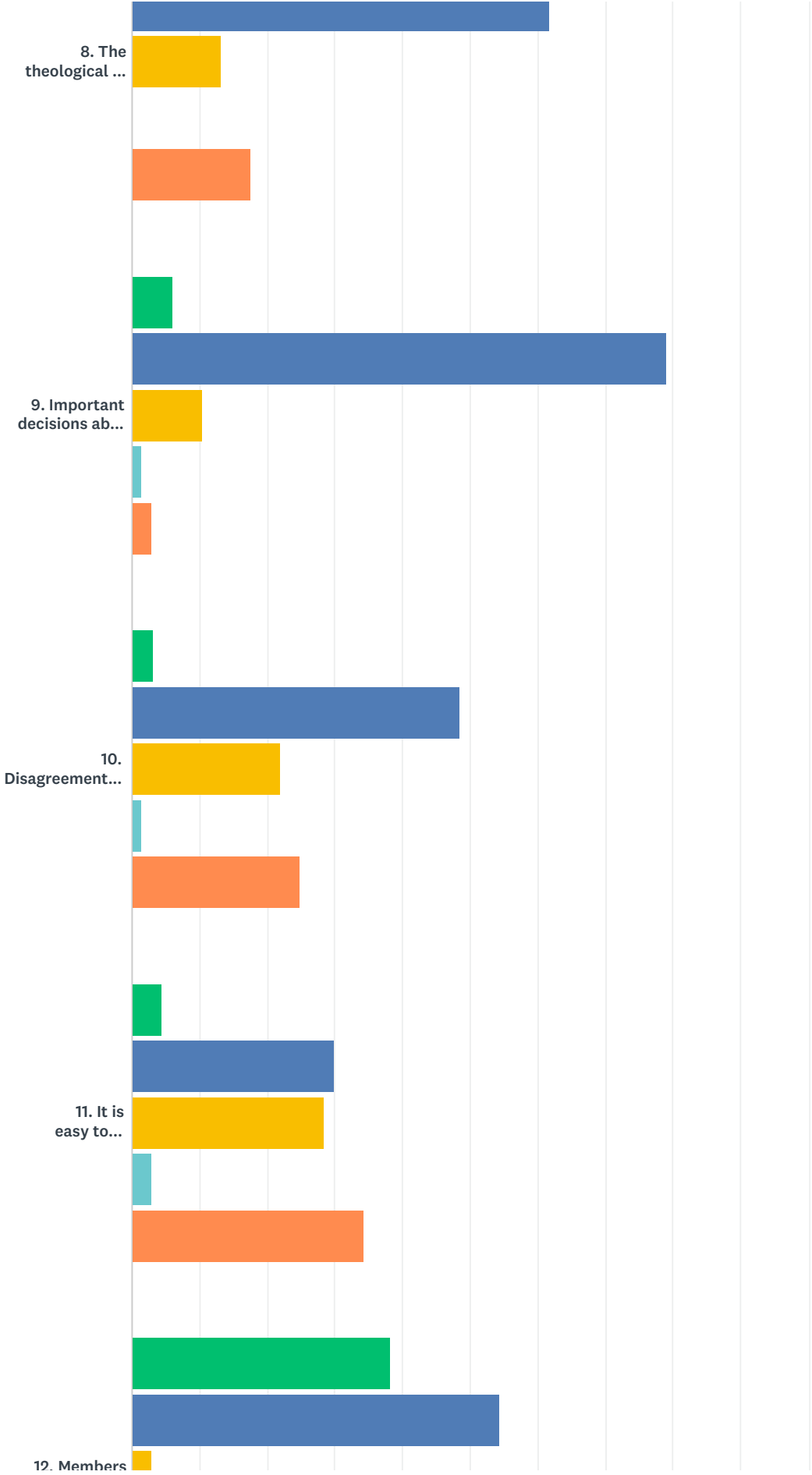
**Q14 In order to carry out its tasks, every church must deal with certain organizational issues, such as making decisions, sharing information, and developing resources. Listed below are a number of statements describing such issues. To what extent do you agree or disagree that each statement describes your congregation? A "Don't Know" response is provided, but please use it only when absolutely necessary.**



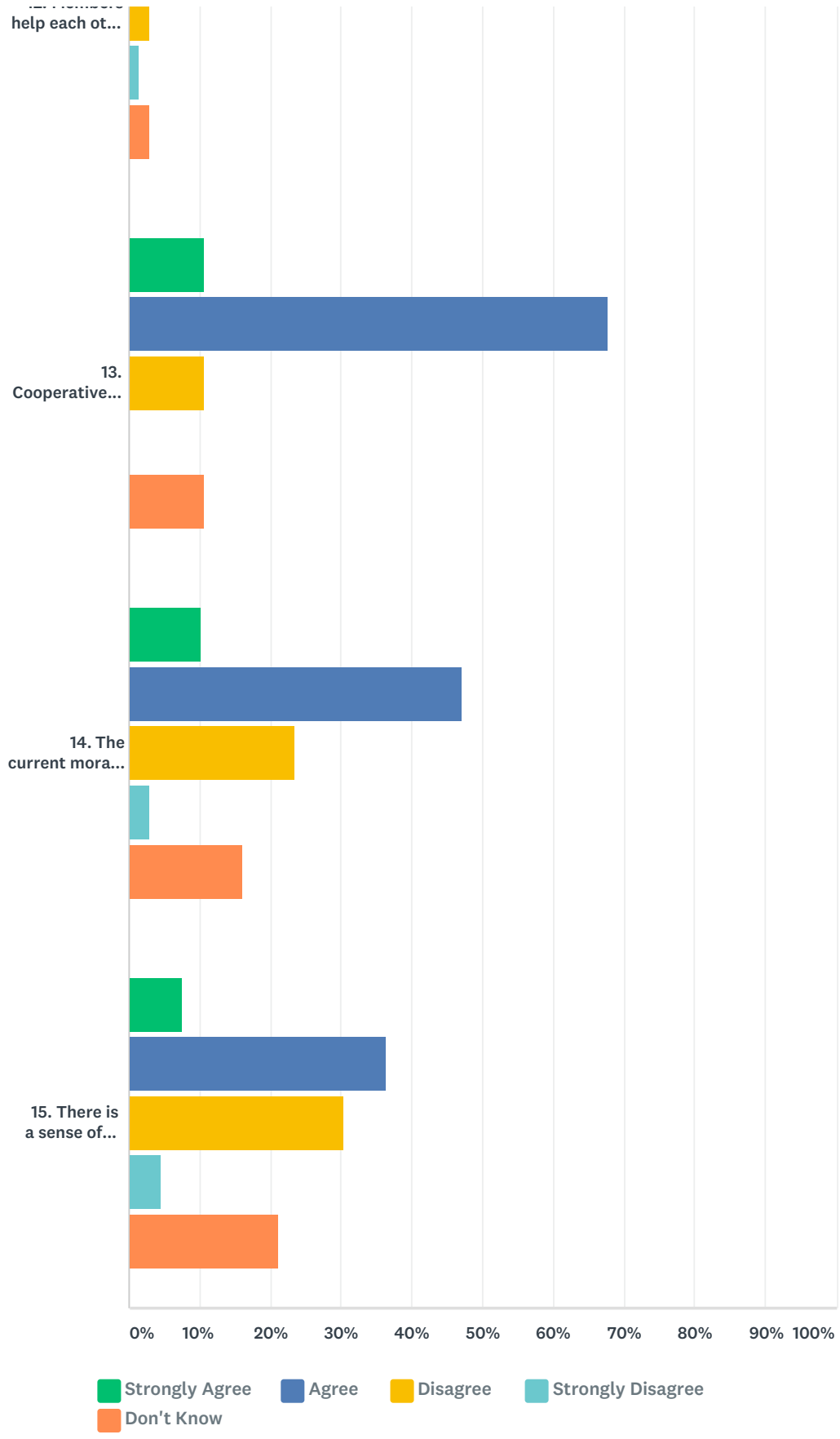
Immanuel Evangelical Lutheran Church Manchester, MD Parish Profile Inventory



Immanuel Evangelical Lutheran Church Manchester, MD Parish Profile Inventory



Immanuel Evangelical Lutheran Church Manchester, MD Parish Profile Inventory



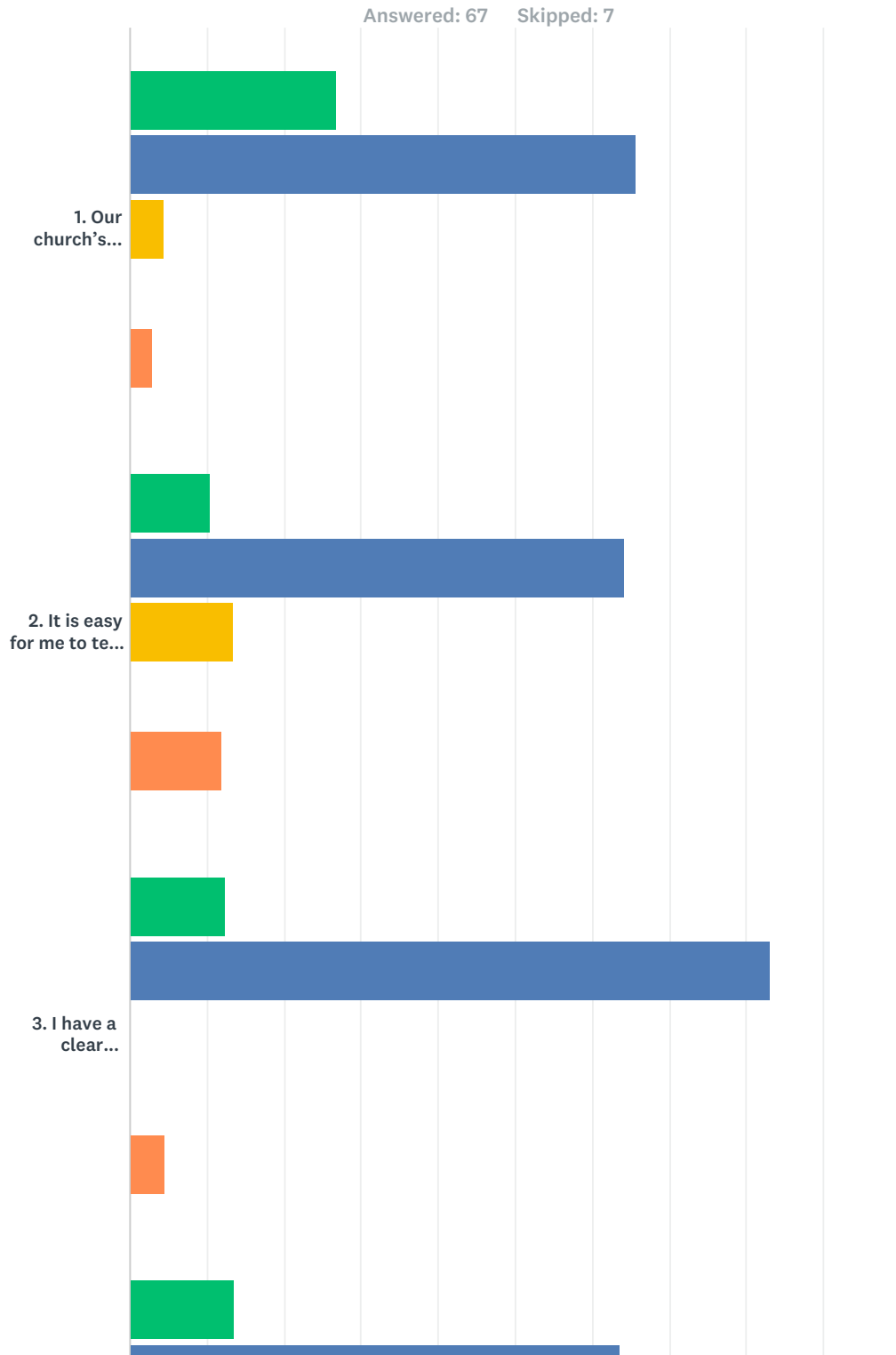
	Strongly Agree	Agree	Disagree	Strongly Disagree	Don't Know	Total
--	----------------	-------	----------	-------------------	------------	-------



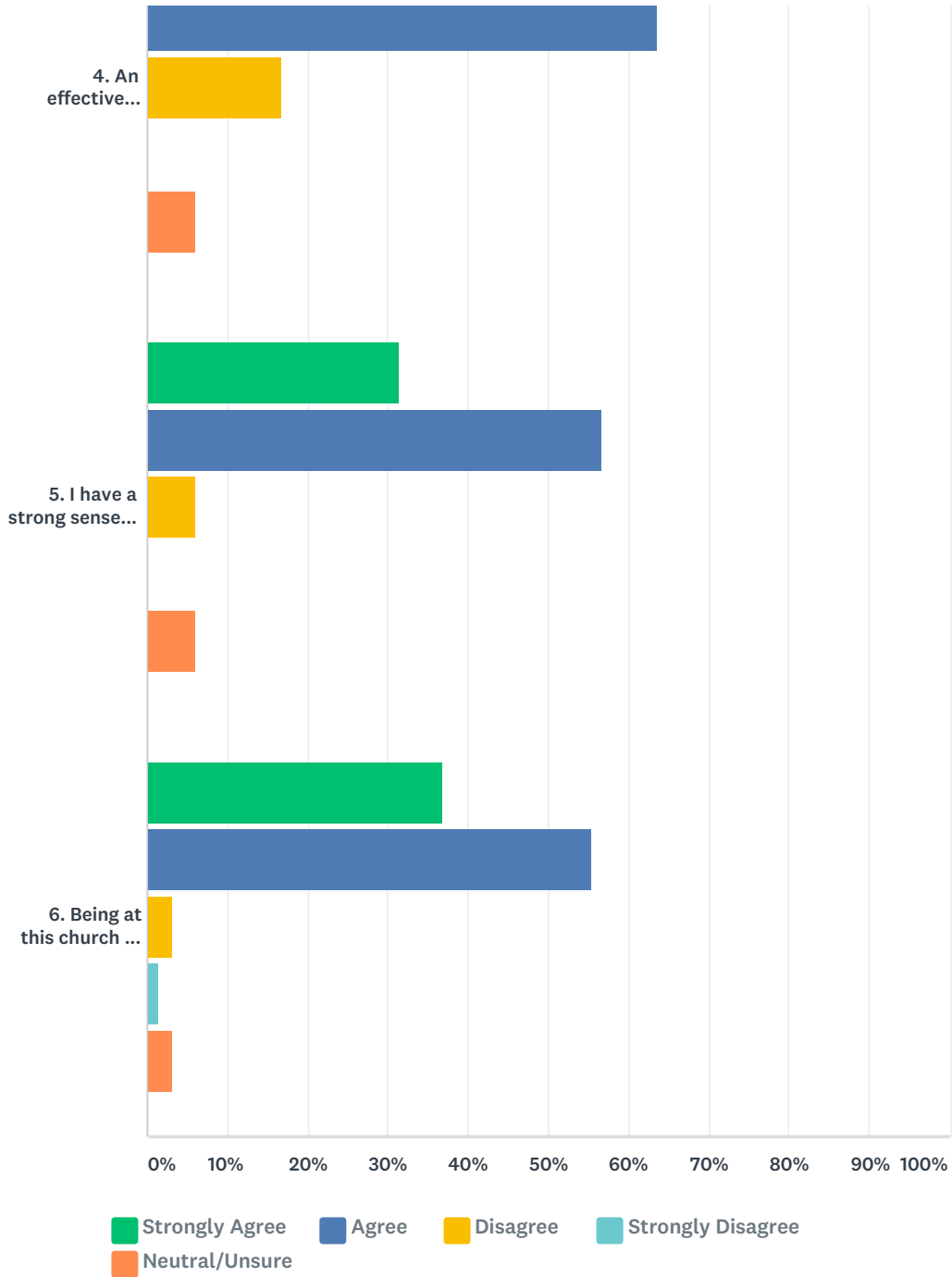
Immanuel Evangelical Lutheran Church Manchester, MD Parish Profile Inventory

1. Members are well informed about what the various committees and groups in the church are doing.	<b>18.18%</b> 12	<b>59.09%</b> 39	<b>16.67%</b> 11	<b>3.03%</b> 2	<b>3.03%</b> 2	66
2. The activities taking place in the congregation are well publicized to the surrounding community	<b>5.97%</b> 4	<b>46.27%</b> 31	<b>34.33%</b> 23	<b>1.49%</b> 1	<b>11.94%</b> 8	67
3. Study of the needs of the congregation and the community is regularly undertaken as the basis for church planning, e.g., development of our "Congregational Profile"	<b>5.97%</b> 4	<b>55.22%</b> 37	<b>16.42%</b> 11	<b>0.00%</b> 0	<b>22.39%</b> 15	67
4. Members and groups get a lot of support and encouragement for trying something new in the congregation	<b>9.23%</b> 6	<b>49.23%</b> 32	<b>29.23%</b> 19	<b>0.00%</b> 0	<b>12.31%</b> 8	65
5. Members are encouraged to discover their particular gifts for ministry and service	<b>7.46%</b> 5	<b>74.63%</b> 50	<b>16.42%</b> 11	<b>0.00%</b> 0	<b>1.49%</b> 1	67
6. Lay leaders are provided the training they need for their committee and task assignments	<b>4.55%</b> 3	<b>56.06%</b> 37	<b>18.18%</b> 12	<b>0.00%</b> 0	<b>21.21%</b> 14	66
7. Every member who is capable and interested has an equal opportunity to hold key leadership positions	<b>14.93%</b> 10	<b>65.67%</b> 44	<b>5.97%</b> 4	<b>4.48%</b> 3	<b>8.96%</b> 6	67
8. The theological and biblical implications of important decisions are regularly discussed	<b>7.35%</b> 5	<b>61.76%</b> 42	<b>13.24%</b> 9	<b>0.00%</b> 0	<b>17.65%</b> 12	68
9. Important decisions about the life of the church are rarely made without open discussion by church leaders and members	<b>5.97%</b> 4	<b>79.10%</b> 53	<b>10.45%</b> 7	<b>1.49%</b> 1	<b>2.99%</b> 2	67
10. Disagreements and conflicts are dealt with openly rather than hushed up or hidden behind closed doors (role of our Mutual Ministry Committee)	<b>3.13%</b> 2	<b>48.44%</b> 31	<b>21.88%</b> 14	<b>1.56%</b> 1	<b>25.00%</b> 16	64
11. It is easy to summarize for visitors and non-members how our congregation differs from other congregations in the area	<b>4.48%</b> 3	<b>29.85%</b> 20	<b>28.36%</b> 19	<b>2.99%</b> 2	<b>34.33%</b> 23	67
12. Members help each other out in times of trouble	<b>38.24%</b> 26	<b>54.41%</b> 37	<b>2.94%</b> 2	<b>1.47%</b> 1	<b>2.94%</b> 2	68
13. Cooperative programs with churches of other denominations are highly valued in our church	<b>10.77%</b> 7	<b>67.69%</b> 44	<b>10.77%</b> 7	<b>0.00%</b> 0	<b>10.77%</b> 7	65
14. The current morale of our church membership is high	<b>10.29%</b> 7	<b>47.06%</b> 32	<b>23.53%</b> 16	<b>2.94%</b> 2	<b>16.18%</b> 11	68
15. There is a sense of excitement among members about our church's future	<b>7.58%</b> 5	<b>36.36%</b> 24	<b>30.30%</b> 20	<b>4.55%</b> 3	<b>21.21%</b> 14	66

**Q15 All congregations have an identity, or a sense of who they are, that all members share in and yet any individual member stands somewhat apart from. Please rate your agreement or disagreement with the following statements from your perspective as an individual looking at your congregation's overall identity and vision.**



# Immanuel Evangelical Lutheran Church Manchester, MD Parish Profile Inventory

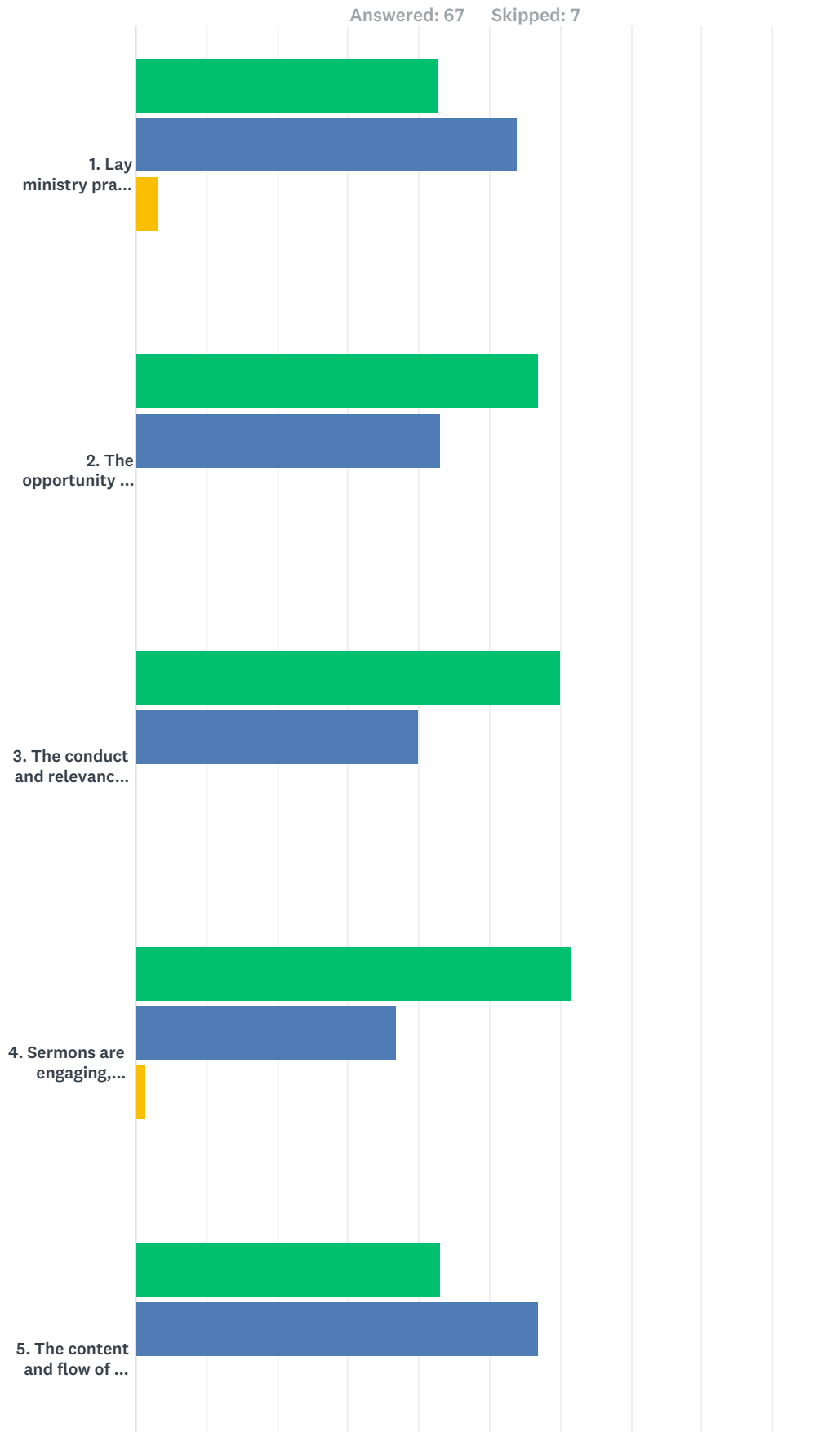


	Strongly Agree	Agree	Disagree	Strongly Disagree	Neutral/Unsure	Total
1. Our church's identity, as it is, is one with which I feel comfortable.	26.87% 18	65.67% 44	4.48% 3	0.00% 0	2.99% 2	67
2. It is easy for me to tell my friends what is unique about our church.	10.45% 7	64.18% 43	13.43% 9	0.00% 0	11.94% 8	67
3. I have a clear understanding of what our church stands for.	12.31% 8	83.08% 54	0.00% 0	0.00% 0	4.62% 3	65
4. An effective effort was made to instruct me in our church's mission.	13.64% 9	63.64% 42	16.67% 11	0.00% 0	6.06% 4	66
5. I have a strong sense of belonging to this congregation.	31.34% 21	56.72% 38	5.97% 4	0.00% 0	5.97% 4	67

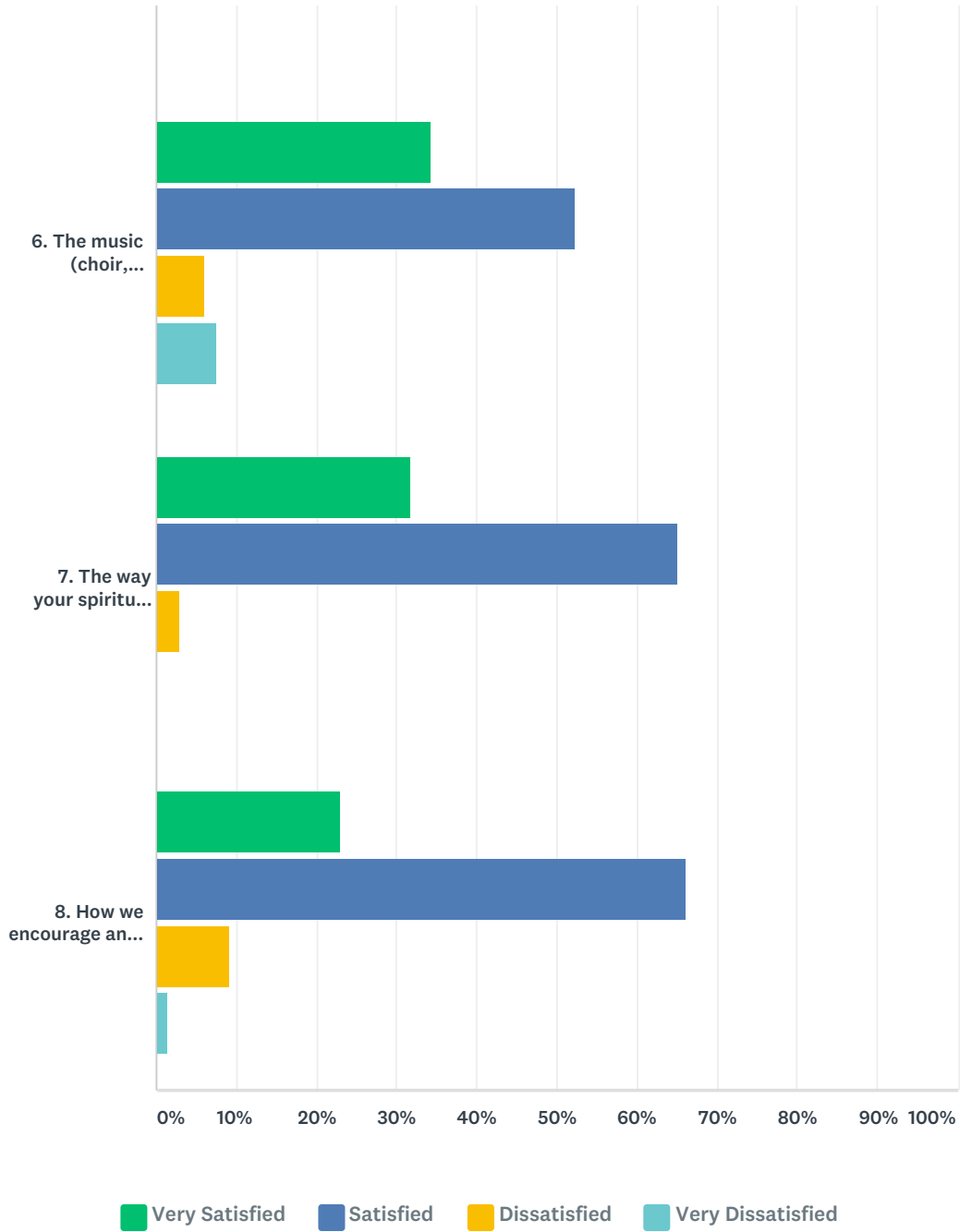
Immanuel Evangelical Lutheran Church Manchester, MD Parish Profile Inventory

<b>6. Being at this church has made a difference in my spiritual life.</b>	<b>36.92%</b> 24	<b>55.38%</b> 36	<b>3.08%</b> 2	<b>1.54%</b> 1	<b>3.08%</b> 2	65
--	---------------------	---------------------	-------------------	-------------------	-------------------	----

## Q16 Please identify to what extent you are satisfied with the following aspects of your church:



# Immanuel Evangelical Lutheran Church Manchester, MD Parish Profile Inventory

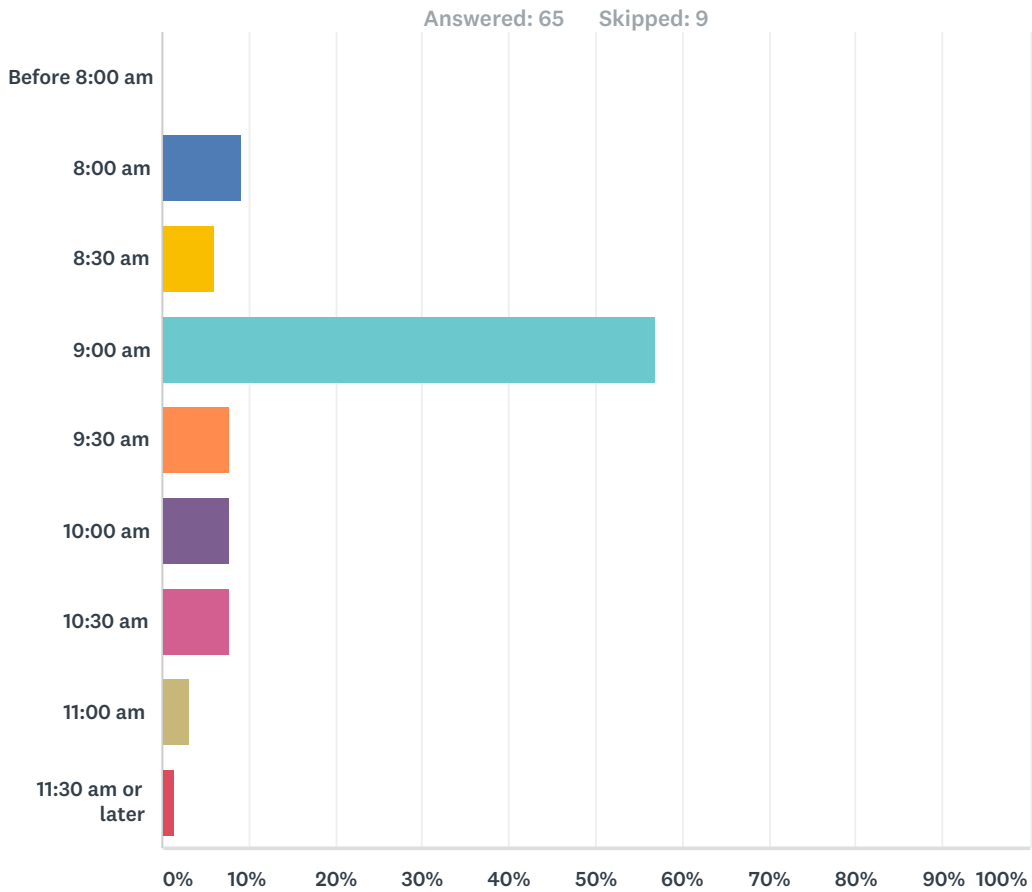


	Very Satisfied	Satisfied	Dissatisfied	Very Dissatisfied	Total
1. Lay ministry prays with the pastor before the service	42.86% 27	53.97% 34	3.17% 2	0.00% 0	63
2. The opportunity for individual prayer and healing is offered to congregants and visitors 20 minutes before worship services	56.92% 37	43.08% 28	0.00% 0	0.00% 0	65
3. The conduct and relevance of the Young People's Message	60.00% 39	40.00% 26	0.00% 0	0.00% 0	65
4. Sermons are engaging, relevant, and scripturally based	61.54% 40	36.92% 24	1.54% 1	0.00% 0	65
5. The content and flow of the worship	43.08% 28	56.92% 37	0.00% 0	0.00% 0	65

Immanuel Evangelical Lutheran Church Manchester, MD Parish Profile Inventory

<b>6. The music (choir, anthems, and instrumentals) during Sunday worship</b>	<b>34.33%</b> 23	<b>52.24%</b> 35	<b>5.97%</b> 4	<b>7.46%</b> 5	<b>67</b>
<b>7. The way your spiritual needs are being met in the worship service</b>	<b>31.82%</b> 21	<b>65.15%</b> 43	<b>3.03%</b> 2	<b>0.00%</b> 0	<b>66</b>
<b>8. How we encourage and practice welcoming visitors to our services, referring them to the pastor when appropriate</b>	<b>23.08%</b> 15	<b>66.15%</b> 43	<b>9.23%</b> 6	<b>1.54%</b> 1	<b>65</b>

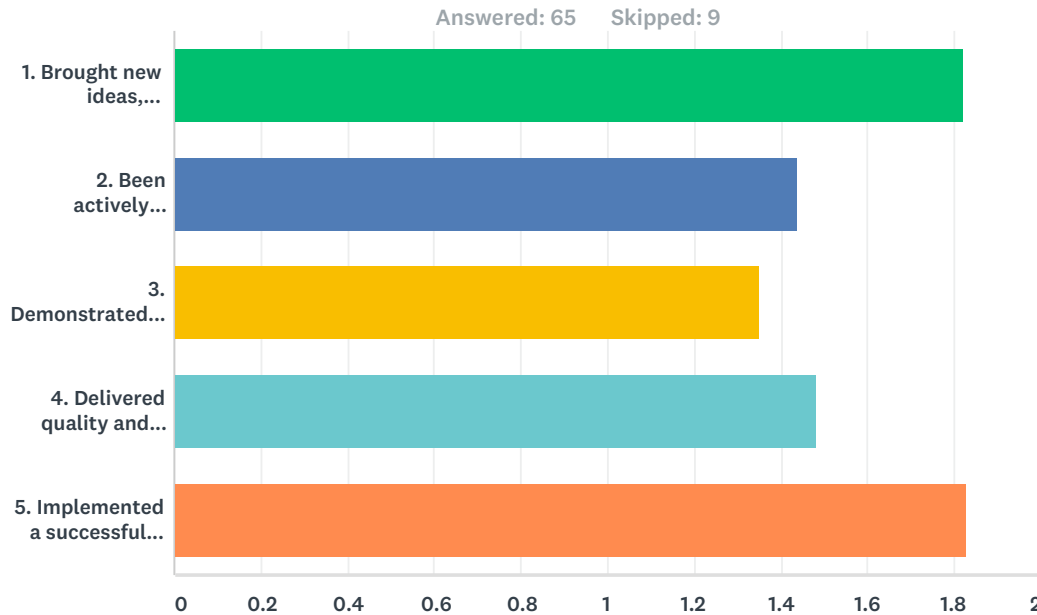
## Q17 If you could choose any time on Sunday morning, what time would you prefer for worship to start?



Answer Choices	Responses
Before 8:00 am	0.00% 0
8:00 am	9.23% 6
8:30 am	6.15% 4
9:00 am	56.92% 37
9:30 am	7.69% 5
10:00 am	7.69% 5
10:30 am	7.69% 5
11:00 am	3.08% 2
11:30 am or later	1.54% 1
<b>Total</b>	<b>65</b>



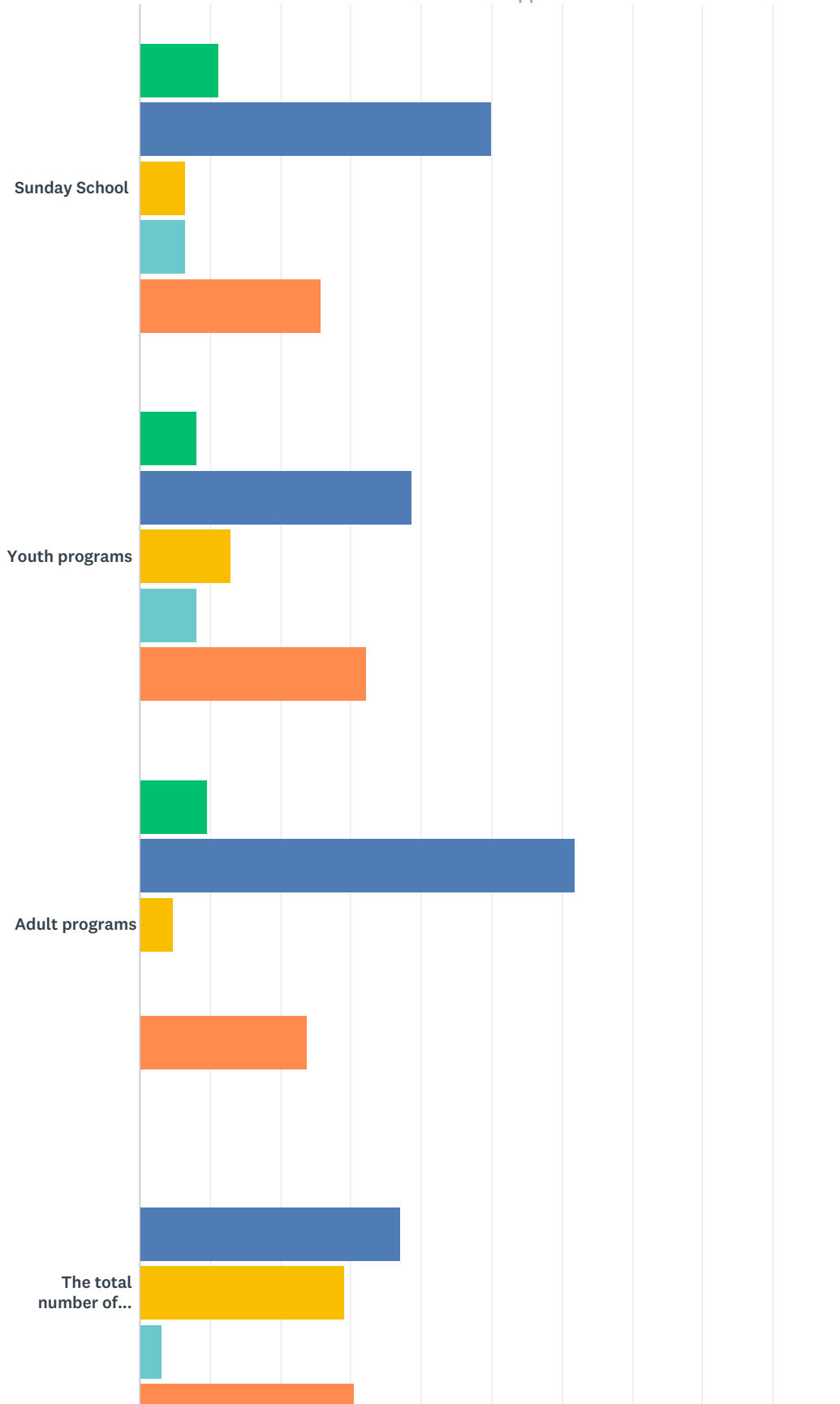
**Q18 Pastor Charlie began his ministry at Immanuel on April 1, 2016. The following questions pertain to his Pastoral performance and leadership during his first year. Please indicate your level of agreement or disagreement with each of the following statements. He has:**



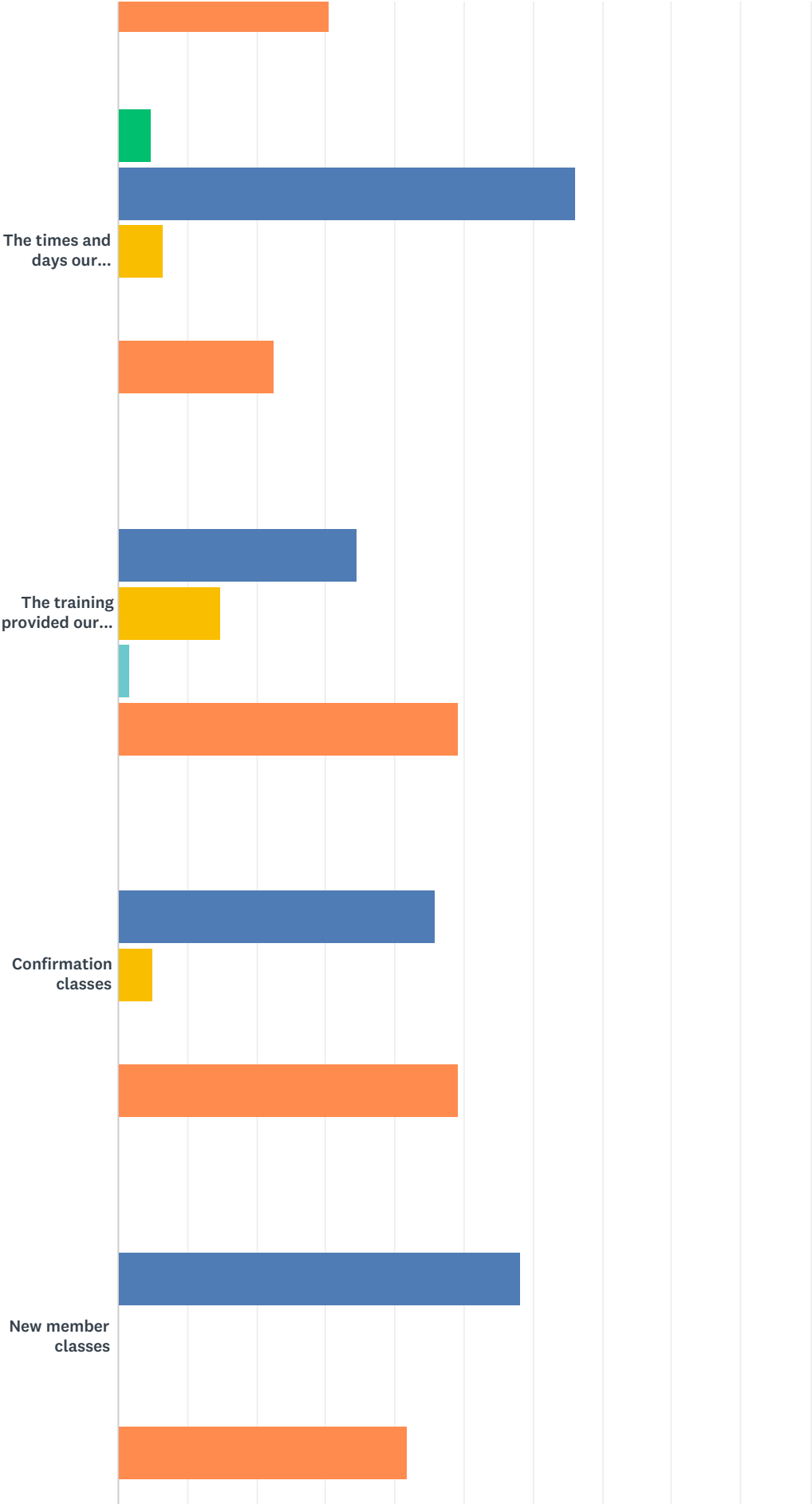
	Strongly Agree	Agree	Disagree	Strongly Disagree	Neutral/Unsure	Total	Weighted Average
1. Brought new ideas, programs, and outreach to Immanuel	47.69% 31	41.54% 27	1.54% 1	0.00% 0	9.23% 6	65	1.82
2. Been actively engaged in the life of our church (Council, Committees, special events and activities)	65.63% 42	31.25% 20	0.00% 0	0.00% 0	3.13% 2	64	1.44
3. Demonstrated mastery of the Scriptures in our worship and Bible studies	69.23% 45	29.23% 19	0.00% 0	0.00% 0	1.54% 1	65	1.35
4. Delivered quality and relevant sermons	63.08% 41	32.31% 21	1.54% 1	0.00% 0	3.08% 2	65	1.48
5. Implemented a successful visitation program with our membership in need	55.56% 35	31.75% 20	0.00% 0	0.00% 0	12.70% 8	63	1.83

# Q19 How satisfied are you with the following aspects of our Christian Education program:

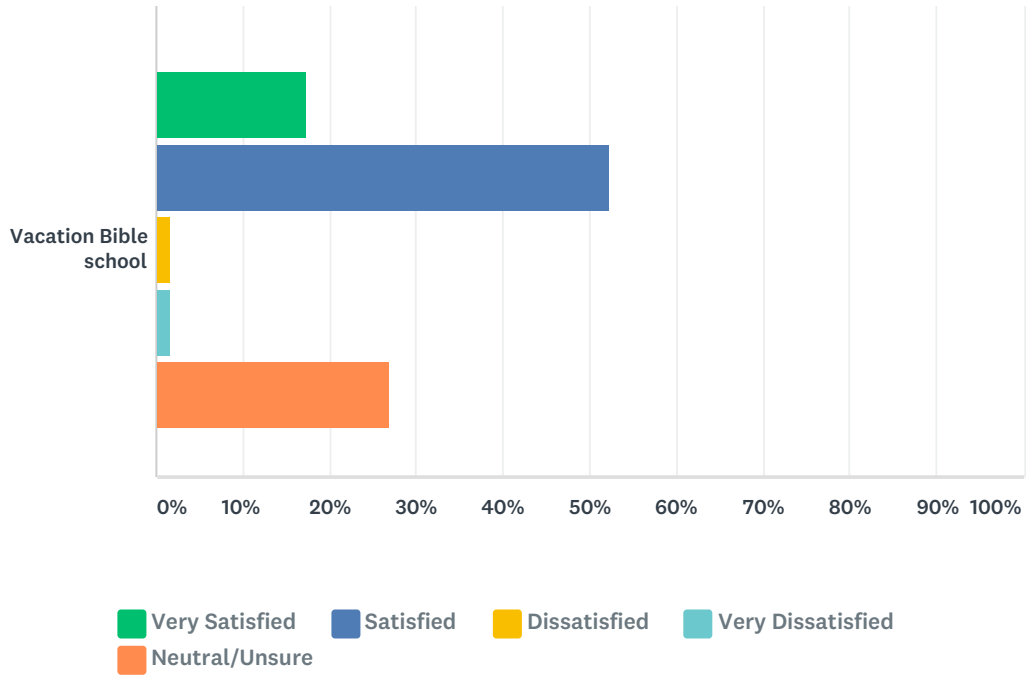
Answered: 63 Skipped: 11



Immanuel Evangelical Lutheran Church Manchester, MD Parish Profile Inventory

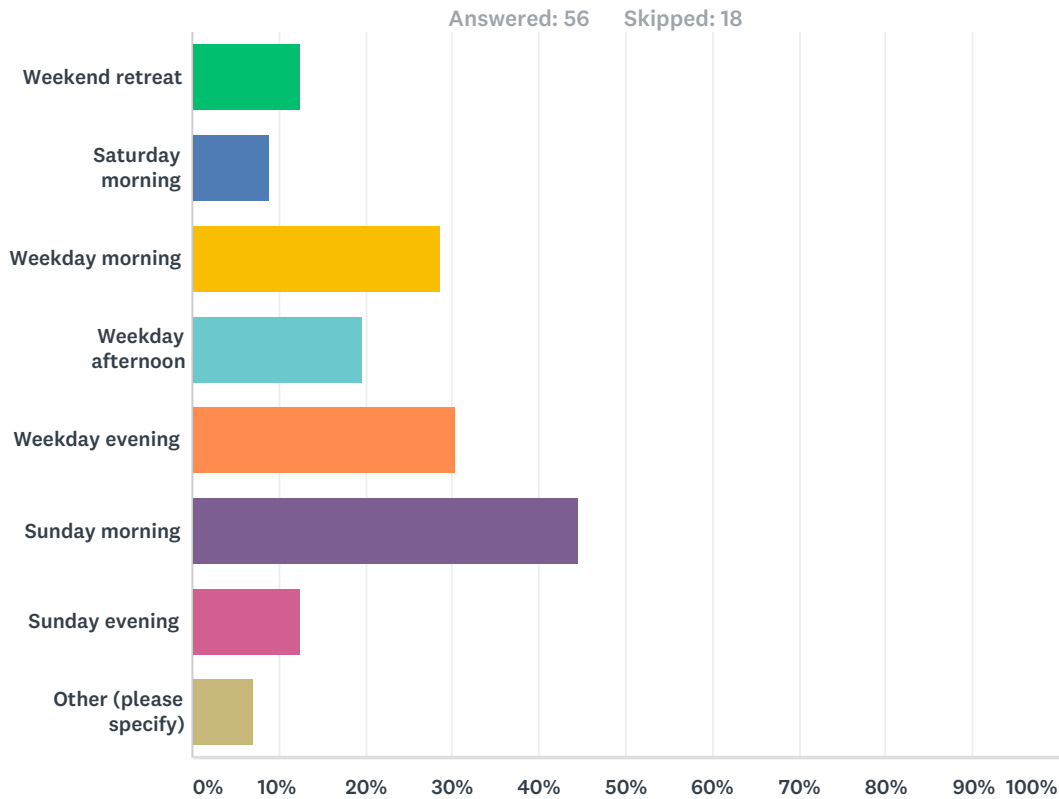


## Immanuel Evangelical Lutheran Church Manchester, MD Parish Profile Inventory



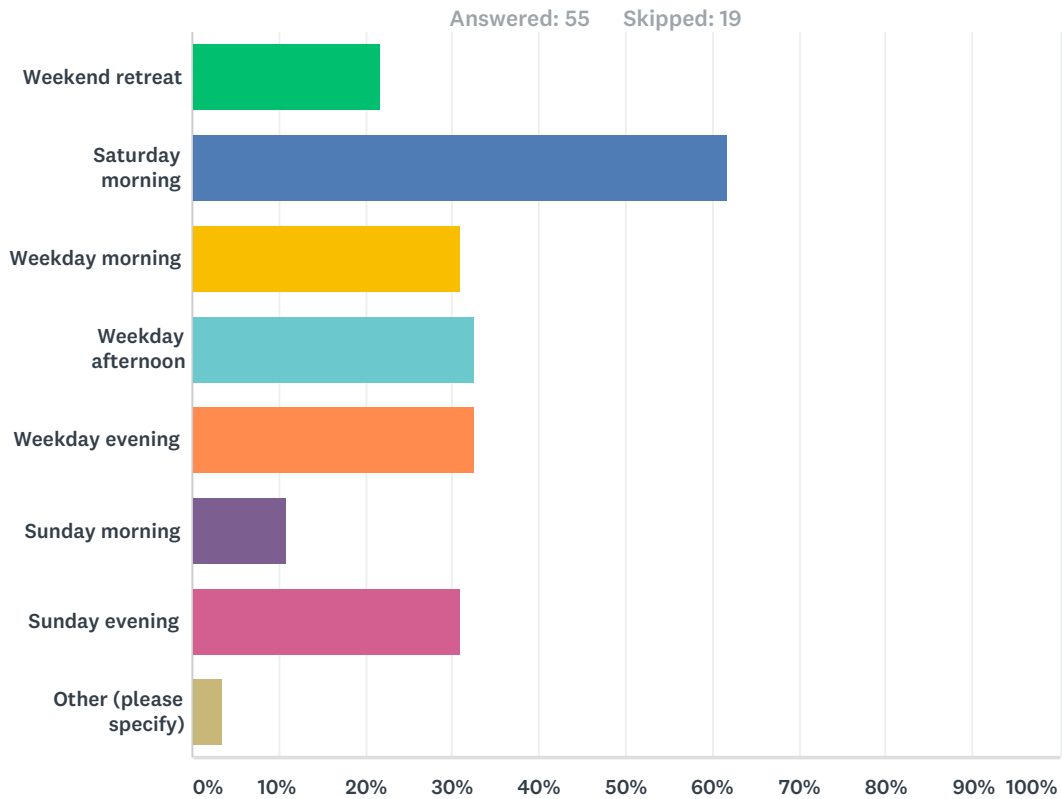
	Very Satisfied	Satisfied	Dissatisfied	Very Dissatisfied	Neutral/Unsure	Total
Sunday School	11.29% 7	50.00% 31	6.45% 4	6.45% 4	25.81% 16	62
Youth programs	8.06% 5	38.71% 24	12.90% 8	8.06% 5	32.26% 20	62
Adult programs	9.52% 6	61.90% 39	4.76% 3	0.00% 0	23.81% 15	63
The total number of people in our education programs	0.00% 0	37.10% 23	29.03% 18	3.23% 2	30.65% 19	62
The times and days our programs are held	4.84% 3	66.13% 41	6.45% 4	0.00% 0	22.58% 14	62
The training provided our teachers	0.00% 0	34.43% 21	14.75% 9	1.64% 1	49.18% 30	61
Confirmation classes	0.00% 0	45.90% 28	4.92% 3	0.00% 0	49.18% 30	61
New member classes	0.00% 0	58.06% 36	0.00% 0	0.00% 0	41.94% 26	62
Vacation Bible school	17.46% 11	52.38% 33	1.59% 1	1.59% 1	26.98% 17	63

## Q20 If you were going to attend adult programs, which of the following are the BEST times for you?



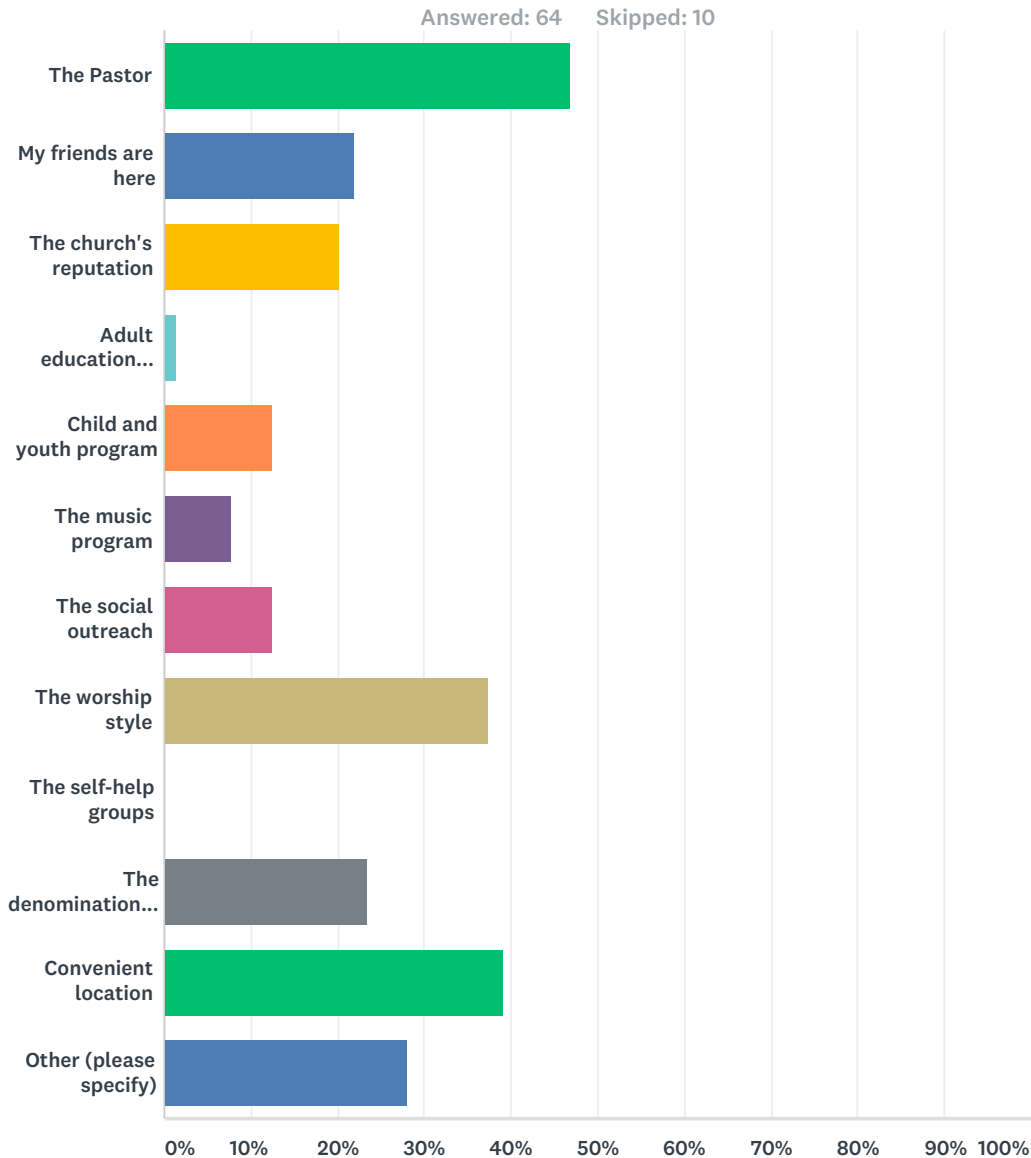
Answer Choices	Responses
Weekend retreat	12.50% 7
Saturday morning	8.93% 5
Weekday morning	28.57% 16
Weekday afternoon	19.64% 11
Weekday evening	30.36% 17
Sunday morning	44.64% 25
Sunday evening	12.50% 7
Other (please specify)	7.14% 4
<b>Total Respondents: 56</b>	

## Q21 If you were going to attend adult programs, which of the following are the WORST times for you?



Answer Choices	Responses
Weekend retreat	21.82% 12
Saturday morning	61.82% 34
Weekday morning	30.91% 17
Weekday afternoon	32.73% 18
Weekday evening	32.73% 18
Sunday morning	10.91% 6
Sunday evening	30.91% 17
Other (please specify)	3.64% 2
<b>Total Respondents: 55</b>	

**Q22 In thinking about what ORIGINALLY attracted you to this congregation, select from the list below those reasons that best match your reasons for coming. You may select more than one.**



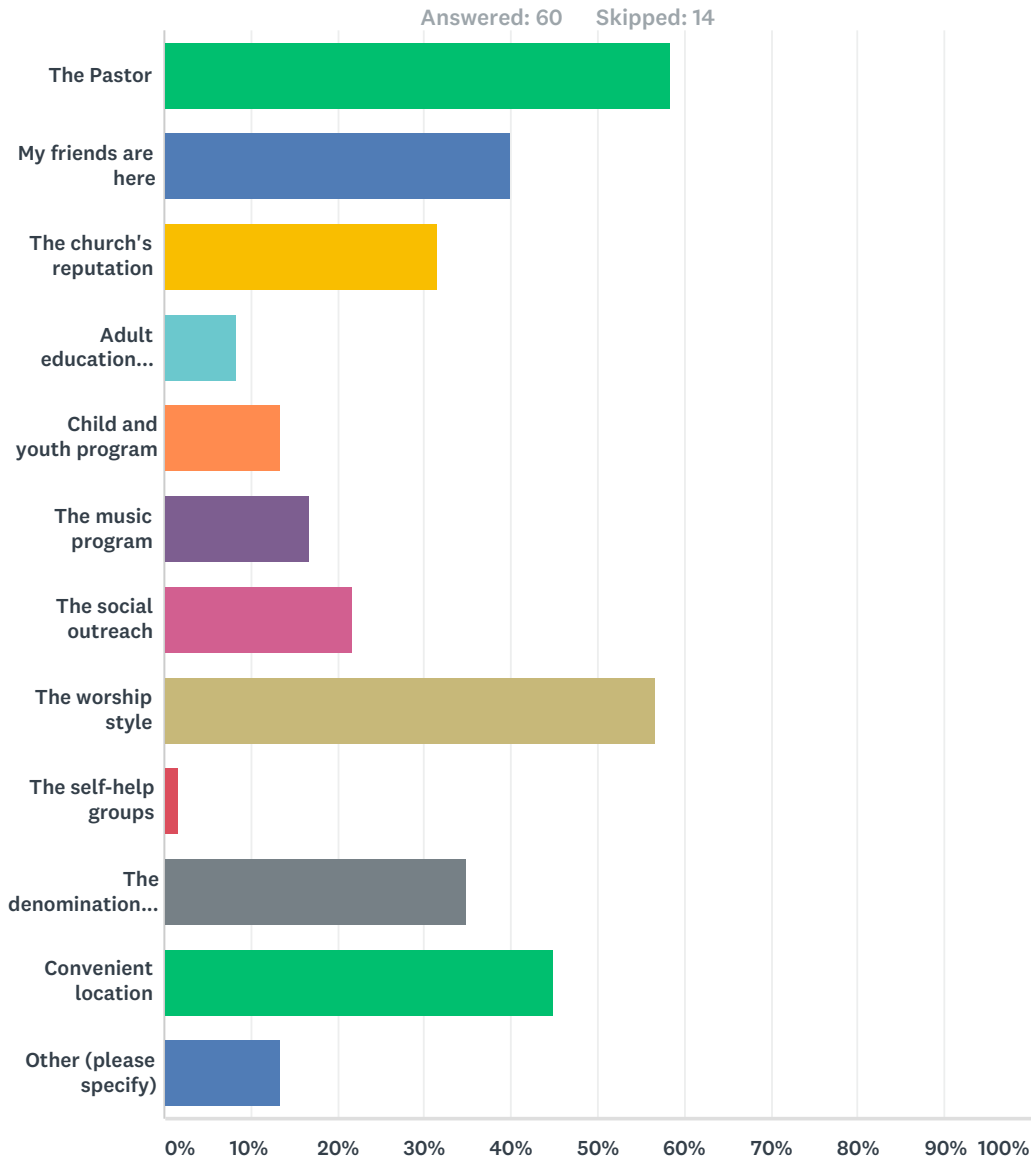
Answer Choices	Responses
The Pastor	46.88% 30
My friends are here	21.88% 14
The church's reputation	20.31% 13
Adult education program	1.56% 1
Child and youth program	12.50% 8
The music program	7.81% 5
The social outreach	12.50% 8
The worship style	37.50% 24

Immanuel Evangelical Lutheran Church Manchester, MD Parish Profile Inventory

The self-help groups	<b>0.00%</b>	<b>0</b>
The denominational ties	<b>23.44%</b>	<b>15</b>
Convenient location	<b>39.06%</b>	<b>25</b>
Other (please specify)	<b>28.13%</b>	<b>18</b>
<b>Total Respondents: 64</b>		



**Q23 In thinking about what KEEPS you as part of this congregation, select from the list below those reasons that best match your reasons for staying. You may select more than one.**

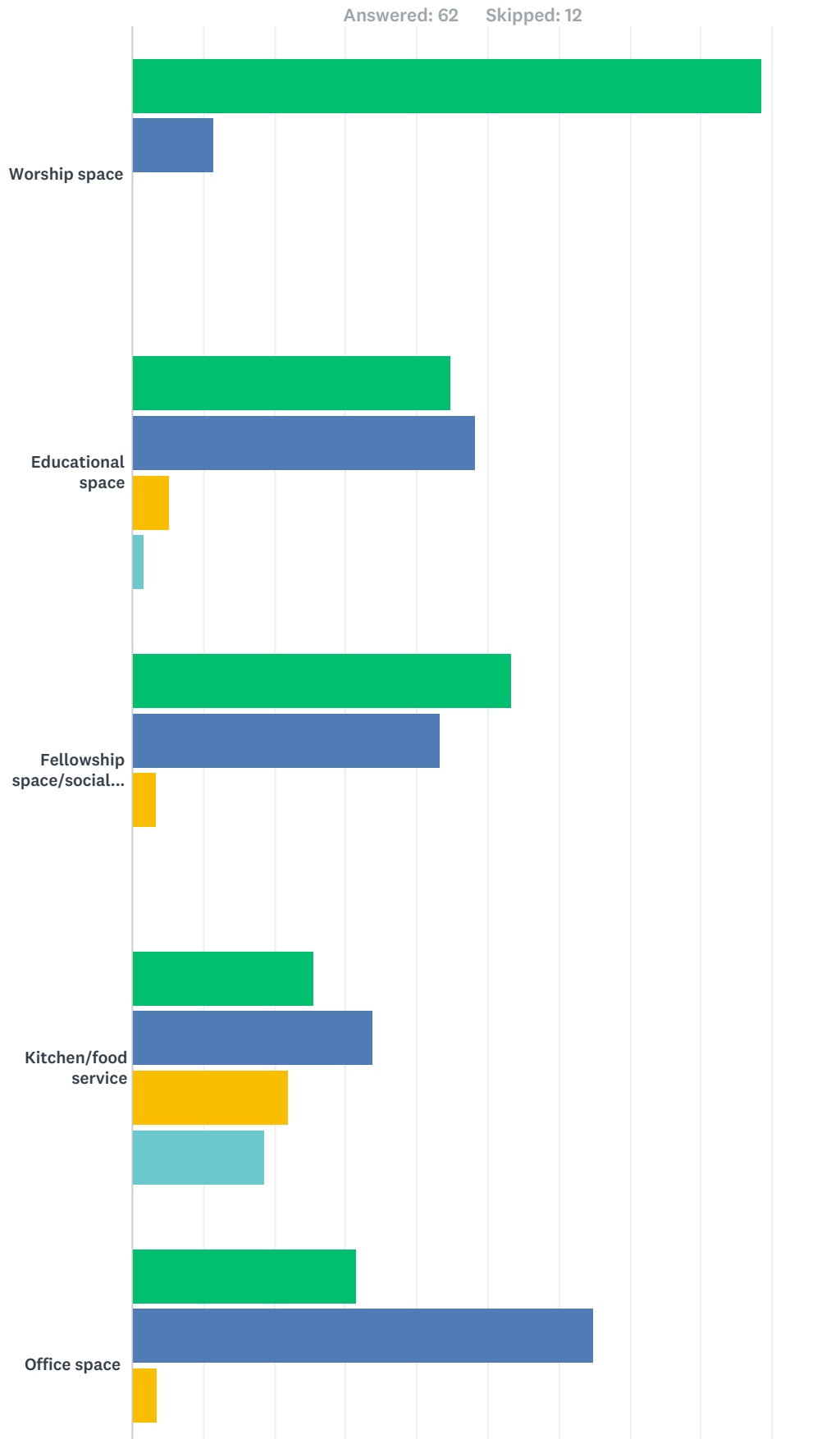


Answer Choices	Responses	Count
The Pastor	58.33%	35
My friends are here	40.00%	24
The church's reputation	31.67%	19
Adult education program	8.33%	5
Child and youth program	13.33%	8
The music program	16.67%	10
The social outreach	21.67%	13
The worship style	56.67%	34

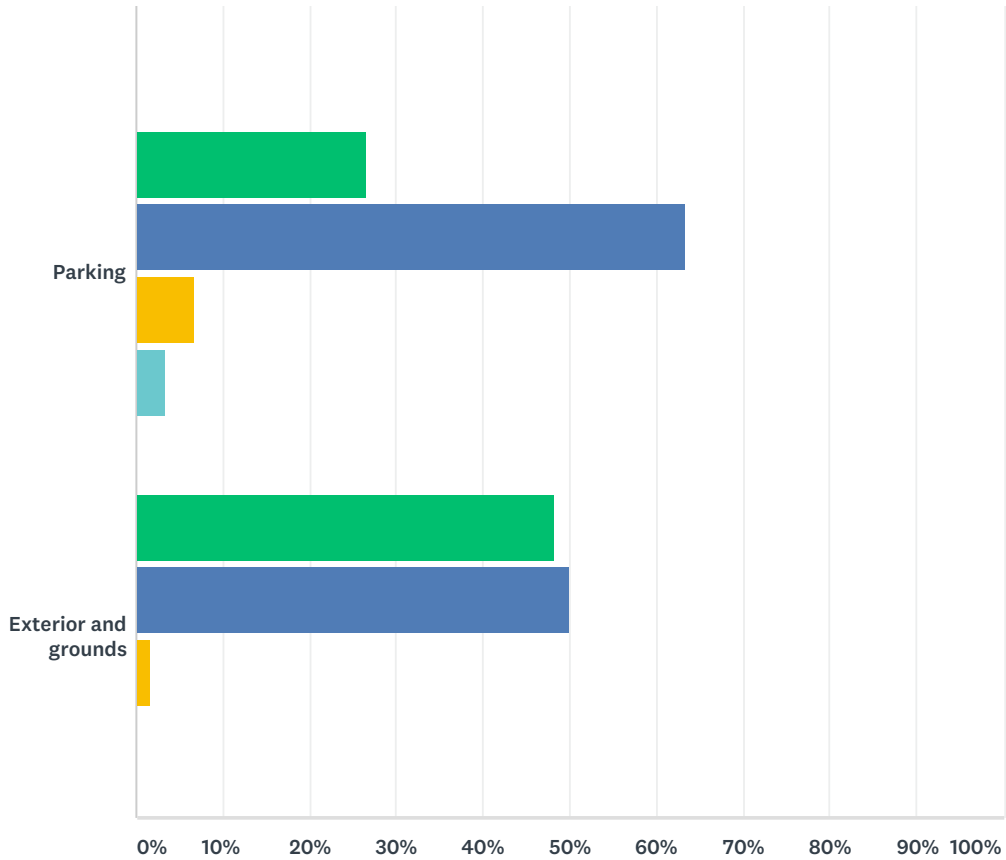
Immanuel Evangelical Lutheran Church Manchester, MD Parish Profile Inventory

The self-help groups	<b>1.67%</b>	<b>1</b>
The denominational ties	<b>35.00%</b>	<b>21</b>
Convenient location	<b>45.00%</b>	<b>27</b>
Other (please specify)	<b>13.33%</b>	<b>8</b>
<b>Total Respondents: 60</b>		

## Q24 Please assess each of the following in terms of general condition and aesthetic appeal.



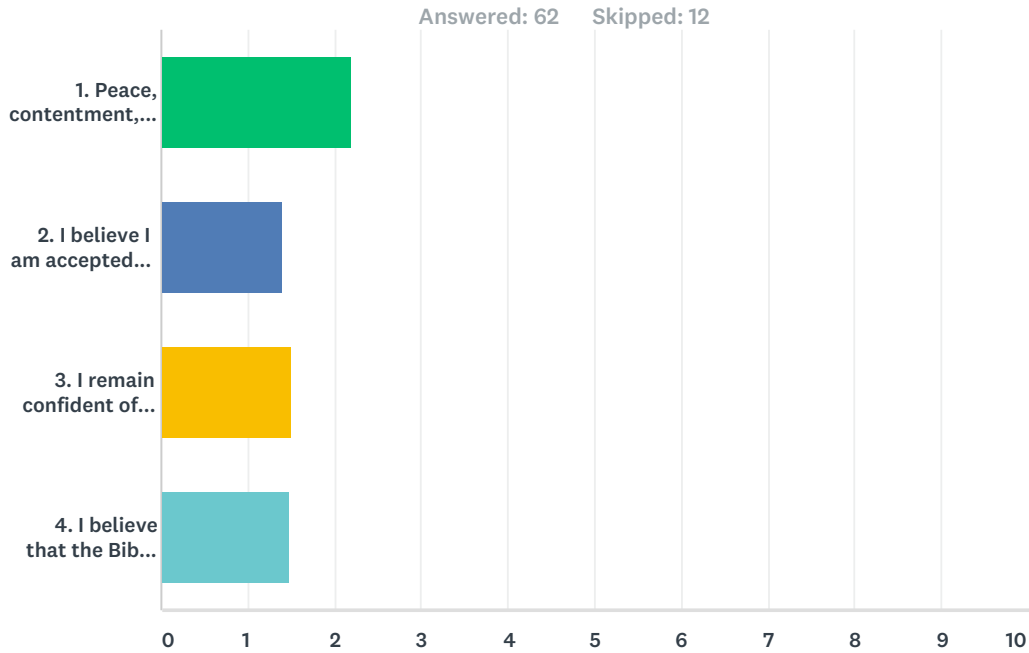
# Immanuel Evangelical Lutheran Church Manchester, MD Parish Profile Inventory



■ Excellent   
 ■ Adequate   
 ■ Needs attention, but not immediately   
 ■ Needs immediate attention

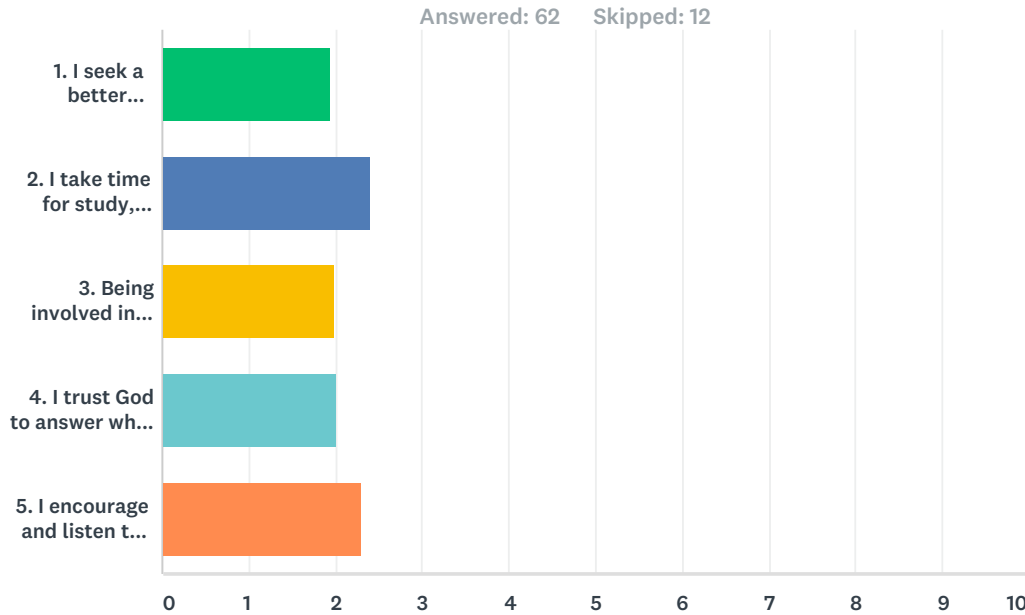
	Excellent	Adequate	Needs attention, but not immediately	Needs immediate attention	Total
Worship space	88.52% 54	11.48% 7	0.00% 0	0.00% 0	61
Educational space	44.83% 26	48.28% 28	5.17% 3	1.72% 1	58
Fellowship space/social hall	53.33% 32	43.33% 26	3.33% 2	0.00% 0	60
Kitchen/food service	25.42% 15	33.90% 20	22.03% 13	18.64% 11	59
Office space	31.58% 18	64.91% 37	3.51% 2	0.00% 0	57
Parking	26.67% 16	63.33% 38	6.67% 4	3.33% 2	60
Exterior and grounds	48.33% 29	50.00% 30	1.67% 1	0.00% 0	60

## Q25 Living in the Word



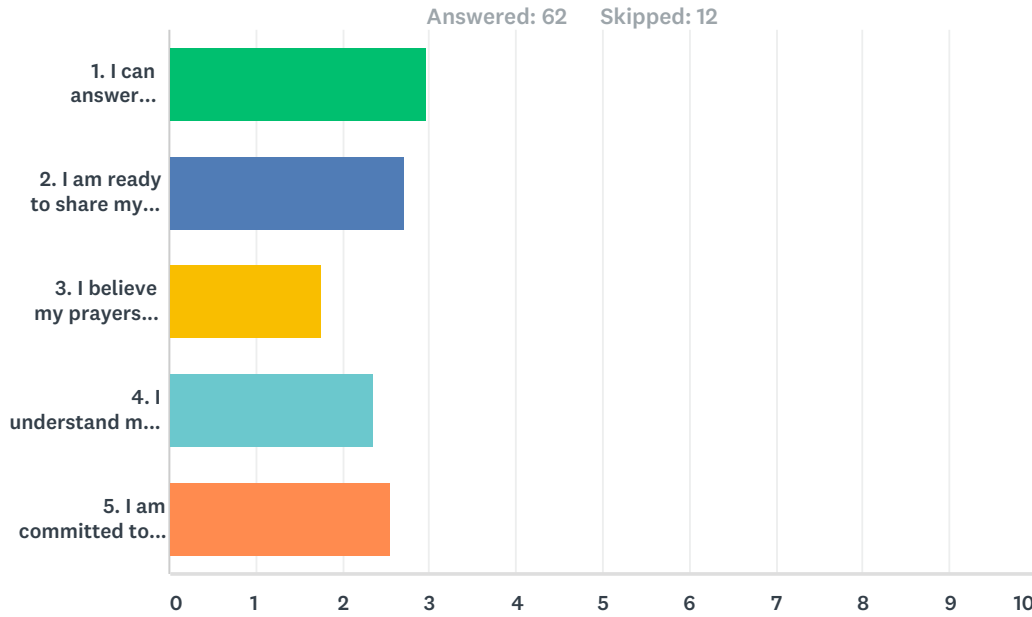
	Strongly agree	Agree	Disagree	Neutral/Unsure	Total	Weighted Average
1. Peace, contentment, and joy characterize my life rather than worry and anxiety	25.81% 16	54.84% 34	12.90% 8	6.45% 4	62	2.19
2. I believe I am accepted unconditionally as a child of Christ	64.52% 40	33.87% 21	0.00% 0	1.61% 1	62	1.40
3. I remain confident of God's love and provision during difficult times	59.68% 37	37.10% 23	0.00% 0	3.23% 2	62	1.50
4. I believe that the Bible is God's Word and provides His instructions for life	61.29% 38	35.48% 22	0.00% 0	3.23% 2	62	1.48

## Q26 Preparation for my Walk



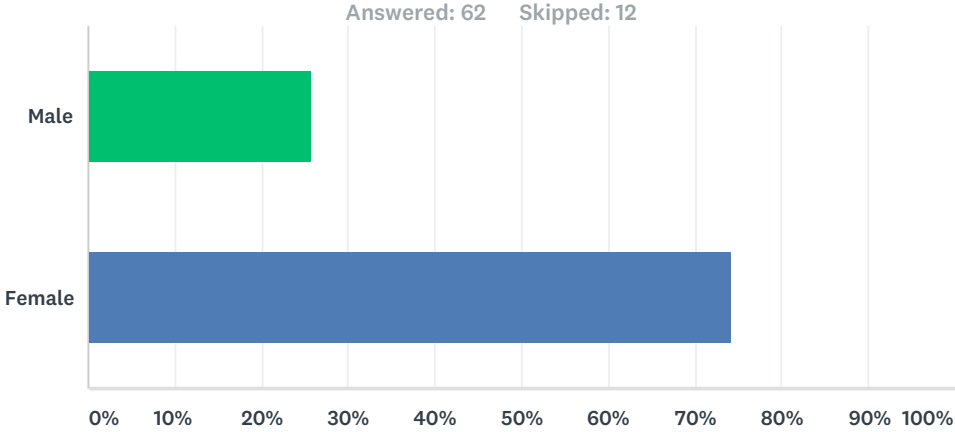
	Strongly agree	Agree	Disagree	Neutral/Unsure	Total	Weighted Average
1. I seek a better understanding of the Scriptures	33.33% 20	56.67% 34	1.67% 1	8.33% 5	60	1.95
2. I take time for study, reflection and prayer	19.67% 12	55.74% 34	13.11% 8	11.48% 7	61	2.41
3. Being involved in worship and church activities is an important part of my spiritual walk	36.07% 22	52.46% 32	0.00% 0	11.48% 7	61	1.98
4. I trust God to answer when I pray and wait patiently on His timing	35.48% 22	51.61% 32	3.23% 2	9.68% 6	62	2.00
5. I encourage and listen to others to help me discover areas for growth	20.00% 12	61.67% 37	5.00% 3	13.33% 8	60	2.30

## Q27 Witnessing



	Strongly agree	Agree	Disagree	Neutral/Unsure	Total	Weighted Average
1. I can answer questions about life and faith from a Biblical perspective	8.20% 5	52.46% 32	11.48% 7	27.87% 17	61	2.98
2. I am ready to share my Christian faith with others	15.00% 9	53.33% 32	8.33% 5	23.33% 14	60	2.72
3. I believe my prayers impact my life and the lives of others	41.94% 26	51.61% 32	1.61% 1	4.84% 3	62	1.76
4. I understand my spiritual gifts and use them to serve others	24.19% 15	53.23% 33	6.45% 4	16.13% 10	62	2.37
5. I am committed to helping others know Christ and grow as disciples	12.90% 8	62.90% 39	3.23% 2	20.97% 13	62	2.56

### Q28 Gender?

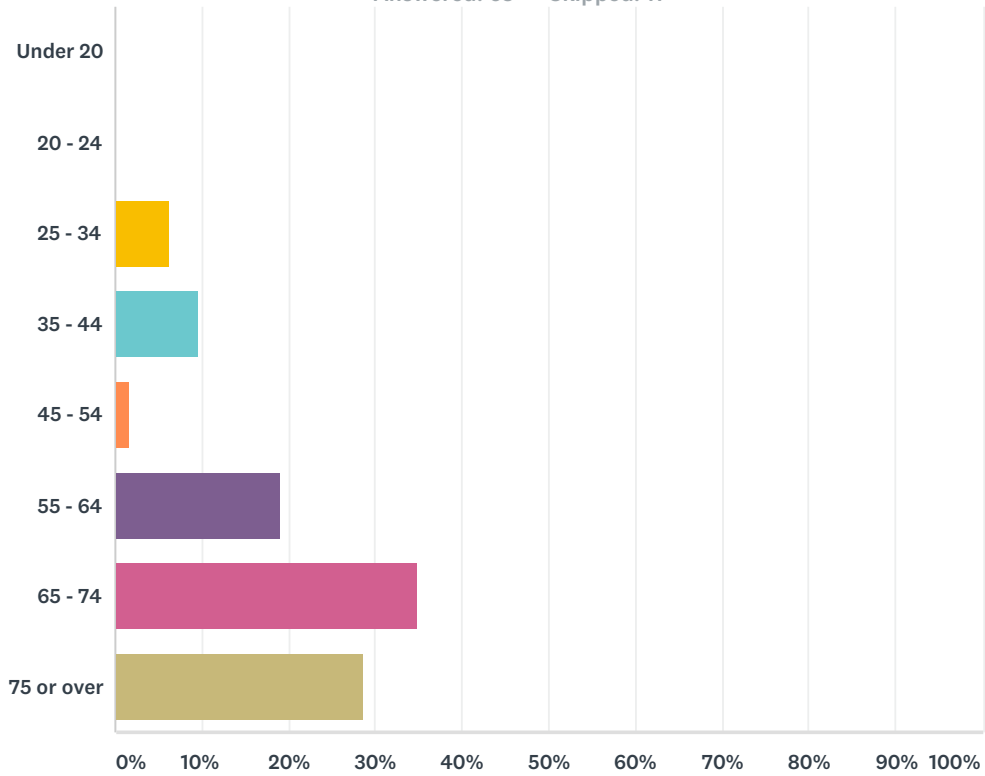


Answer Choices	Responses
Male	25.81% 16
Female	74.19% 46
Total	62



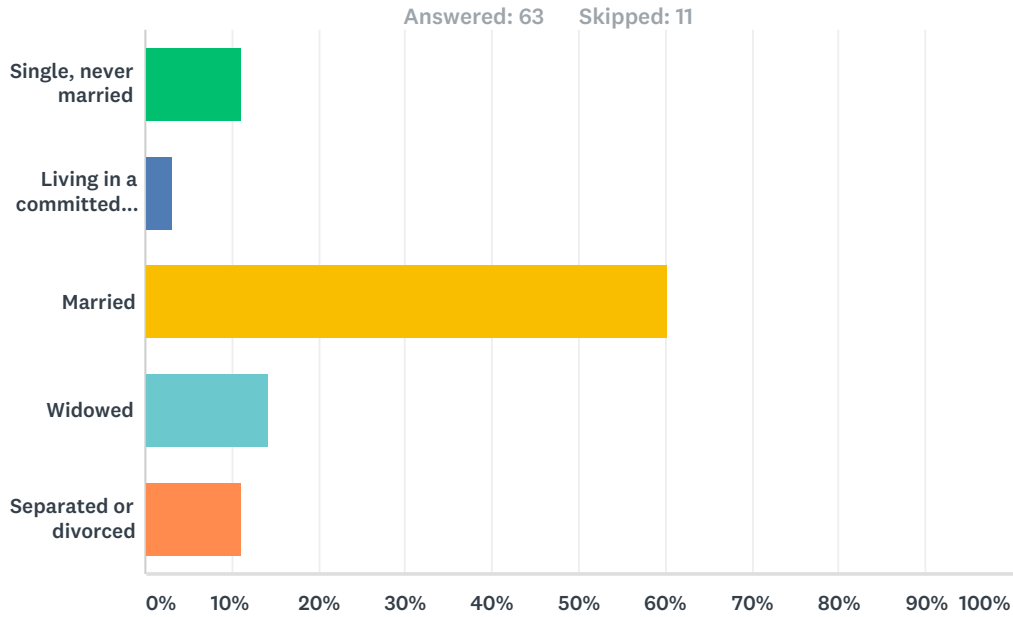
## Q29 Age?

Answered: 63 Skipped: 11



Answer Choices	Responses
Under 20	0.00% 0
20 - 24	0.00% 0
25 - 34	6.35% 4
35 - 44	9.52% 6
45 - 54	1.59% 1
55 - 64	19.05% 12
65 - 74	34.92% 22
75 or over	28.57% 18
<b>Total</b>	<b>63</b>

## Q30 Marital Status?



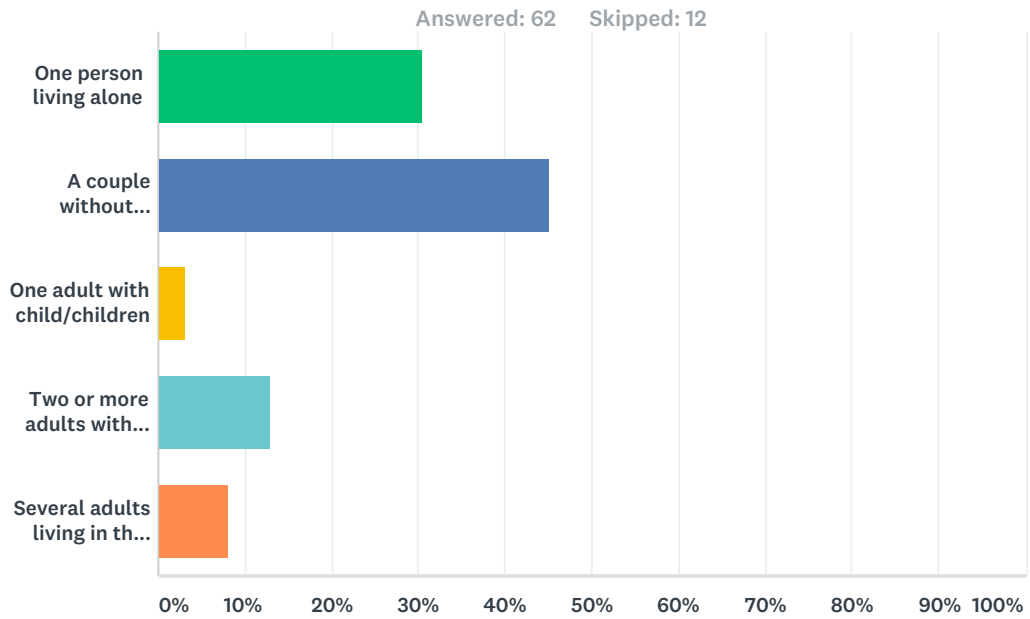
Answer Choices	Responses	
Single, never married	11.11%	7
Living in a committed relationship	3.17%	2
Married	60.32%	38
Widowed	14.29%	9
Separated or divorced	11.11%	7
<b>Total</b>		<b>63</b>

# Q31 If you have children living at home, how many are in each age group?

Answered: 13 Skipped: 61

Answer Choices	Responses
Age 0 - 5	38.46% 5
Age 6 - 12	38.46% 5
Age 13 - 18	0.00% 0
Age 19 and over	38.46% 5

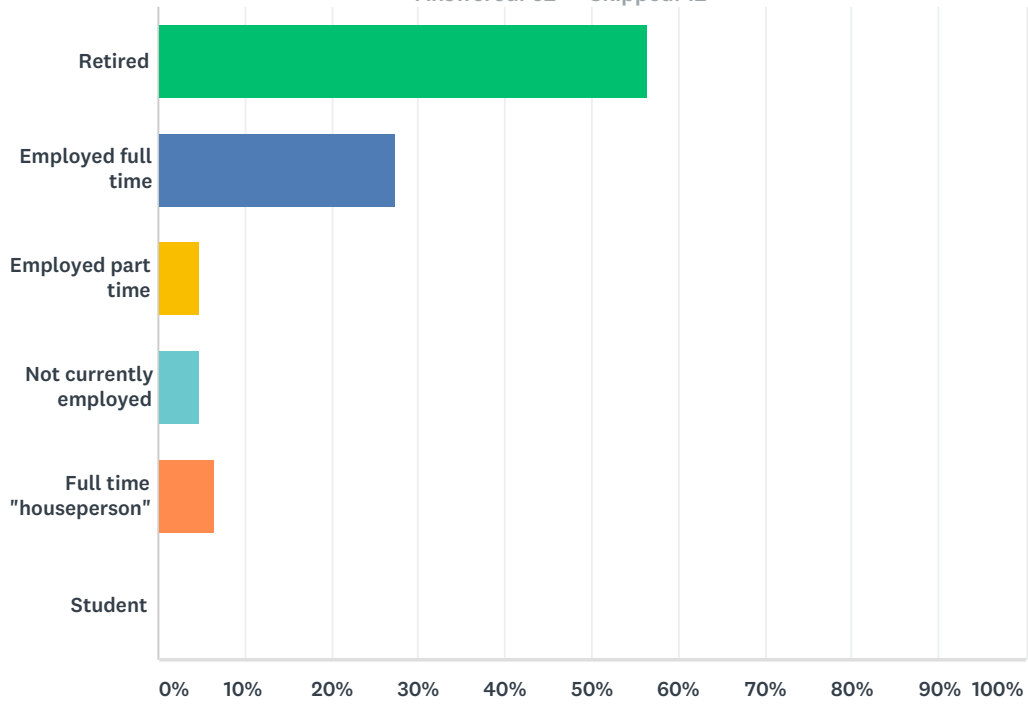
## Q32 Which best describes your current household?



Answer Choices	Responses	
One person living alone	30.65%	19
A couple without children	45.16%	28
One adult with child/children	3.23%	2
Two or more adults with child/children	12.90%	8
Several adults living in the same household	8.06%	5
<b>Total</b>		<b>62</b>

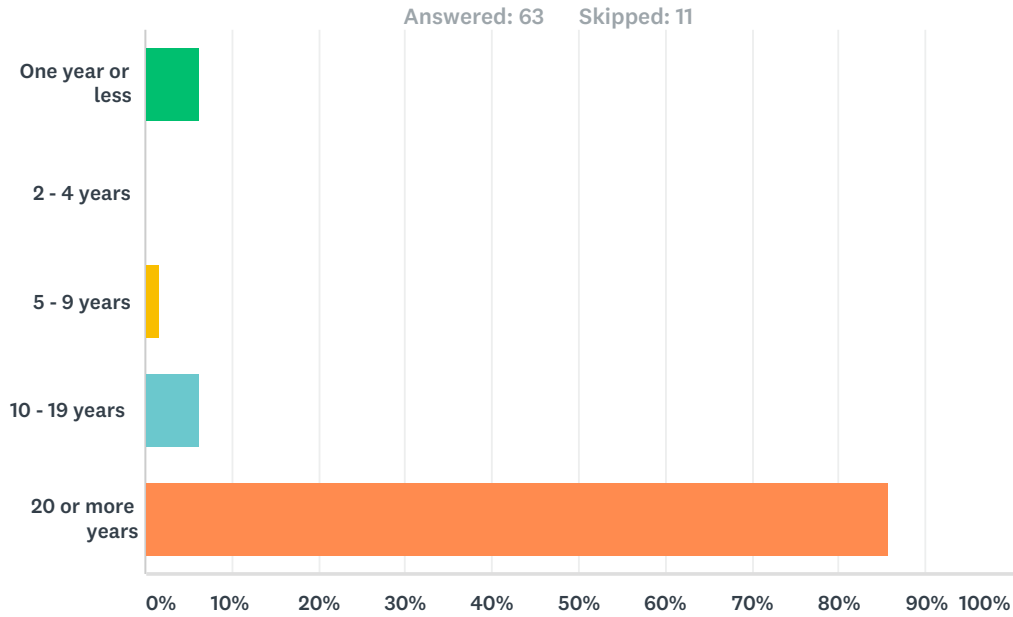
### Q33 Are you?

Answered: 62 Skipped: 12



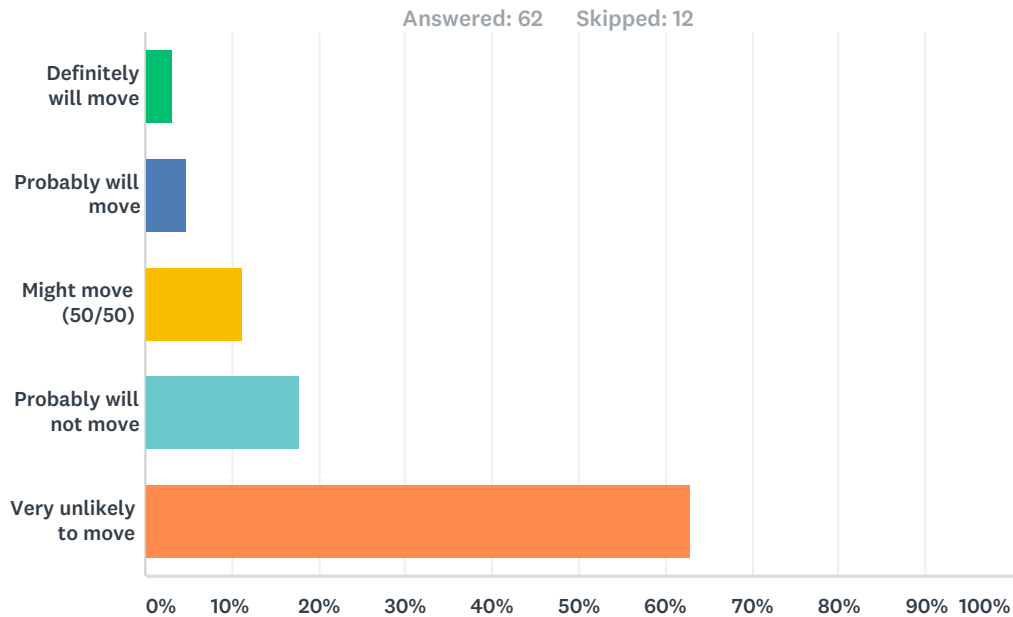
Answer Choices	Responses
Retired	56.45% 35
Employed full time	27.42% 17
Employed part time	4.84% 3
Not currently employed	4.84% 3
Full time "houseperson"	6.45% 4
Student	0.00% 0
<b>Total</b>	<b>62</b>

### Q34 How many years have you lived in this general area?



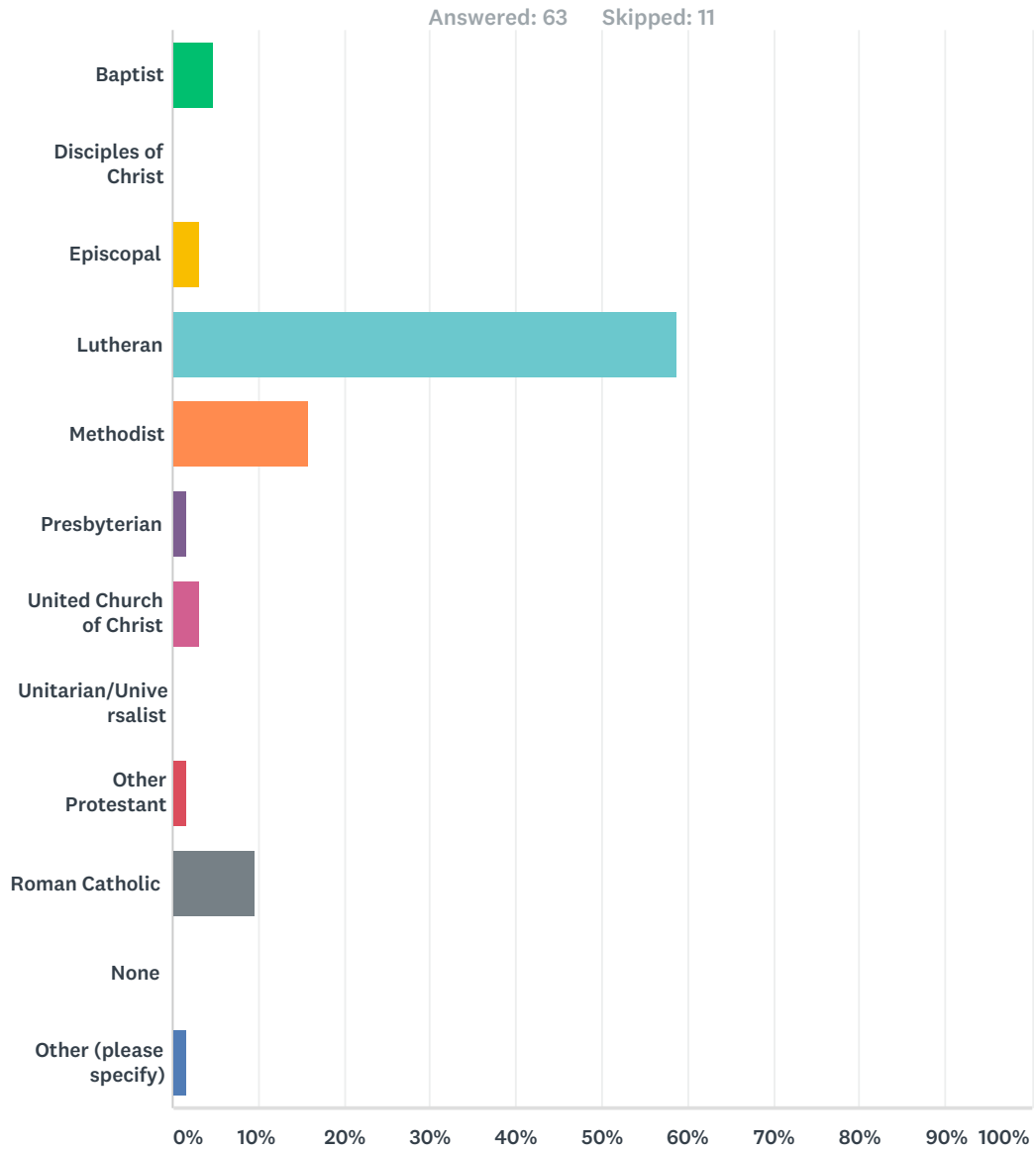
Answer Choices	Responses	
One year or less	6.35%	4
2 - 4 years	0.00%	0
5 - 9 years	1.59%	1
10 - 19 years	6.35%	4
20 or more years	85.71%	54
<b>Total</b>		<b>63</b>

## Q35 How likely is it that you might move out of this general area within the next few years?



Answer Choices	Responses
Definitely will move	3.23% 2
Probably will move	4.84% 3
Might move (50/50)	11.29% 7
Probably will not move	17.74% 11
Very unlikely to move	62.90% 39
<b>Total</b>	<b>62</b>

### Q36 In what denomination were you raised? If you were involved with more than one denomination when you were growing up, with which did you have the greatest identification?



Answer Choices	Responses
Baptist	4.76% 3
Disciples of Christ	0.00% 0
Episcopal	3.17% 2
Lutheran	58.73% 37
Methodist	15.87% 10
Presbyterian	1.59% 1
United Church of Christ	3.17% 2
Unitarian/Universalist	0.00% 0



Immanuel Evangelical Lutheran Church Manchester, MD Parish Profile Inventory

Other Protestant	1.59%	1
Roman Catholic	9.52%	6
None	0.00%	0
Other (please specify)	1.59%	1
<b>Total</b>		<b>63</b>

**Q37 Now that you have spent this time reflecting on the congregation's present situation, think for a bit about your vision for the future of this church. Please take a few final minutes and summarize your hope for the church's future. What are your dreams, desires, and wishes for the church over the next five years?**

Answered: 31 Skipped: 43